

CITY OF HENDERSONVILLE



BUDGET

FISCAL YEAR 2012-13

BUDGET ORDINANCE

AN ORDINANCE MAKING APPROPRIATIONS FOR CERTAIN EXPENSES, CAPITAL IMPROVEMENTS AND INDEBTEDNESS OF THE CITY OF HENDERSONVILLE, NORTH CAROLINA FOR THE YEAR BEGINNING JULY 1, 2012 AND ENDING JUNE 30, 2013

WHEREAS, the City of Hendersonville is coming to the conclusion of its fiscal year and will enter into a new fiscal year on July 1, 2012; and

WHEREAS, it is necessary and required that prior to entering into a new fiscal year a budget must be passed and adopted for the operation of the city government; and

WHEREAS, a public hearing and a work session have been held wherein the public has been notified and invited to be present.

THEREFORE, BE IT ORDAINED BY THE PEOPLE OF THE CITY OF HENDERSONVILLE, NORTH CAROLINA:

SECTION 1: The following amounts are hereby appropriated for the operating budget for the City of Hendersonville and its activities for the fiscal year beginning July 1, 2012, and ending June 30, 2013, in accordance with the chart of accounts heretofore established for this City:

General Fund	\$12,718,180
Downtown Tax District	383,100
Seventh Avenue District	52,280
Capital Reserve Fund	2,000
Water/Sewer Fund	14,919,620
Environmental Services Fund	1,118,850
TOTAL APPROPRIATIONS	\$29,194,030
Less: Interfund Transfers	<u>2,694,350</u>
TOTAL NET APPROPRIATIONS	<u>\$26,499,680</u>

SECTION 2: That the attached detailed budget document be, and the same reflects the estimated revenues, revenue contributions, and budget appropriations of the City of Hendersonville, North Carolina, for the period beginning July 1, 2012, and ending June 30, 2013. A copy of said document will be available for inspection in the Office of the City Clerk.

SECTION 3: That the City Clerk has published notice of this public hearing and a summary of the proposed budget in a newspaper of local circulation.

SECTION 4: That no appropriations for salaries shall be changed, nor appropriations transferred between departments or divisions, unless authorized by the Council. Appropriations within a department, other than salaries, may be transferred therein by the City Manager or his designee for the purpose of equalizations when necessary. Amounts up to \$1,000 between departments, including contingency appropriations, may be transferred within the same fund. An official report of all intra-fund transfers shall be made at the next regular meeting of the Governing Board.

SECTION 5: There is hereby levied a tax at the rate of forty-one cents (\$.41) per one hundred dollars valuation of property as listed for taxes as of January 1, 2012. This rate is based on an estimated total valuation of property for the purpose of taxation of \$1,630,520,000 and estimated collection rate of 97.56.

Also levied is a tax rate of twenty-eight cents (\$.28) per one hundred dollars (\$100) valuation of property as listed for taxes as of January 1, 2012, for a special service district established for the purpose of a Downtown Revitalization Project. This rate is based on an estimated total valuation of property for the purpose of taxation of \$81,980,000 and an estimated collection rate of 98%.

A tax rate is also levied of twelve (\$.12) per one hundred dollars (\$100) valuation of property as listed for taxes as of January 1, 2012, for the Seventh Avenue Municipal Service District formed upon a petition of some of the property owners, established for the purpose of landscaping improvements as well as some activities of the Historic Seventh Avenue District (HSAD). The rate is based on an estimated total valuation of property for the purpose of taxation of \$10,050,000 and an estimated collection rate of 97%.

There is hereby adopted an official *Fee Schedule* listing specific fees, business licenses, and utility rates charged by the City of Hendersonville for:

- a) the use of City facilities and equipment for the purposes of making them available to public
- b) specific utility rates the proceeds of which are for the maintenance and expansion of its water and sewer system
- c) the administration of a system of business licenses taxation to generate revenue for the General Fund under the authority of North Carolina General Statutes (NCGS) §160A-211,
- d) the reproduction of public records and other miscellaneous services to cover the actual cost of producing these documents and information under the provision of NCGS §132-6.2.

The *Fee Schedule* is incorporated by reference and placed on file in the Office of the City Clerk.

SECTION 6: That copies of this Budget Ordinance shall be furnished to the City Clerk, City Manager and Finance Officer to be kept on file by them for their direction in the disbursement of funds.


SECTION 7: This ordinance shall become effective on and after July 1, 2012.

SECTION 8: That all ordinances and parts of ordinances in conflict herewith be and the same hereby repealed.

Passed and adopted at the regular meeting of the City Council of the City of Hendersonville, North Carolina, held this seventh day of June, 2012.

ATTEST:


Barbara G. Volk, Mayor, City of Hendersonville


Tammie K. Drake, MMC, City Clerk

Approved as to form:


Samuel H. Fritschner, City Attorney

G:\Clerk\Ordinances\Ord 12\120620 Budget Ord.wpd

2012-06-08

CITY OF HENDERSONVILLE
FISCAL YEAR 2012-13 BUDGET
TABLE OF CONTENTS

EXECUTIVE SUMMARY	PAGE NUMBER
Executive Summary.....	A
Total City Revenue	I
Total City Appropriations.....	II
Position Changes by Fund.....	III
Total Salaries and Benefits.....	V
Assessed Property Values.....	VI
REVENUES AND APPROPRIATIONS BY FUND	
GENERAL FUND	
General Fund Revenue Summaries.....	1
General Fund Revenues.....	2
General Fund Appropriation Summaries.....	6
General Fund Appropriations:	
Governing Body.....	7
Administration.....	9
Finance.....	12
City Engineer.....	15
Information Technology	17
Legal	19
Public Works.....	20
Police.....	33
Fire.....	36
Zoning.....	39
Planning.....	41
Other Appropriations Summaries.....	43
Non-Departmental.....	44
Special Appropriations.....	45
Debt Service.....	46
Contingencies	47

CITY OF HENDERSONVILLE
FISCAL YEAR 2012-13 BUDGET

TABLE OF CONTENTS

	PAGE NUMBER
 <i>DOWNTOWN TAX DISTRICT</i>	
Downtown Tax District Revenue Summaries.....	48
Downtown Tax District Revenues.....	49
Downtown Tax District Appropriation Summaries.....	50
Downtown Tax District Appropriations.....	51
 <i>SEVENTH AVENUE DISTRICT</i>	
Seventh Avenue District Revenue Summaries.....	52
Seventh Avenue District Revenues.....	53
Seventh Avenue District Appropriation Summaries.....	54
Seventh Avenue District Appropriations.....	55
 <i>CAPITAL RESERVE FUND</i>	
Capital Reserve Fund Revenue Summaries.....	56
Capital Reserve Fund Appropriation Summaries.....	57
Capital Reserve Fund Appropriations.....	58
 WATER AND SEWER FUND	
Water and Sewer Fund Revenue Summaries.....	59
Water and Sewer Fund Revenues.....	60
Water and Sewer Fund Appropriation Summaries.....	62
Water and Sewer Fund Appropriations:	
Administration.....	63
Finance.....	66

CITY OF HENDERSONVILLE

FISCAL YEAR 2012-13 BUDGET

TABLE OF CONTENTS

	PAGE NUMBER
Water and Sewer Fund Appropriations(continued):	
Facilities Maintenance.....	68
Water Treatment Plant.....	71
Shop Operations.....	74
Water Maintenance & Construction.....	77
Waste Water Treatment Plant.....	80
Sewer Maintenance & Construction.....	83
Other Appropriation Summaries.....	86
Other Appropriations.....	89
 ENVIRONMENTAL SERVICES FUND	
Environmental Services Revenue Summaries.....	91
Environmental Services Revenue.....	92
Environmental Services Appropriation Summaries.....	93
Environmental Services Appropriations.....	94
 WATER FUND CAPITAL PROJECTS	
Water and Sewer Capital Projects Summary.....	96
Wolfpen Creek Sewer Outfall.....	97
Jackson Park Sewer Project.....	98
Shepherd Creek Sewer Line.....	99
Advanced Meter System.....	100
 APPENDICES	
Fee Schedule.....	101

CITY COUNCIL:
BARBARA G. VOLK
Mayor
JEFF COLLIS
Mayor Pro Tem
STEVE CARAKER
JERRY A. SMITH, JR.
RON STEPHENS

CITY OF HENDERSONVILLE

The City of Four Seasons

OFFICE OF THE CITY MANAGER
W. Bowman Ferguson

OFFICERS:

W. BOWMAN FERGUSON
City Manager
SAMUEL H. FRITSCHNER
City Attorney
TAMMIE K. DRAKE
City Clerk

May 18, 2012

Honorable Mayor and City Council
City of Hendersonville, North Carolina

It is my privilege to submit to you my proposed Fiscal Year 2012-2013 Budget for the City of Hendersonville, which covers the time period from July 1, 2012 through June 30, 2013. My view of this budget reflects the unique effect that perspective can have on our perceptions. Compared with the long history of our City, it would be fair to describe this budget as austere. However, given the deep recession that has plagued our country over the last four years and the significant cost-cutting we implemented as a result, this year's budget has allowed us to finally propose funding some needs that have gone unmet in prior years. So while this budget fails to fund a number of future priorities, I am tempted to declare that the darkest days of this recession are behind us, and this budget reflects one small step in the return to more normal economic times.

My proposed budget includes no changes in the tax rate. The essential cost of government increases slightly in this budget, as do revenues, reflecting some recovery in the sales tax. Our anticipated revenue from the property tax continues to decline as property values still are suffering from the recession. The cost of replacing a fire engine exaggerates the difference between this year's spending and last. Without this \$600,000 one-time expense, there are very few increases reflected in the general fund. I do propose rate increases in both enterprise funds to position ourselves for significant future capital expenditures.

I am pleased that this budget provides initial funding for the highest priority projects and programs identified by the Mayor and Council in various master plans and in their 2-year goals and objectives. We also are able to fund a number of one-time costs in the fire department budget to help catch up on equipment maintenance needs. This budget funds the launch of an employee wellness initiative and continues our innovative new health insurance plan which resulted in significant savings last year. It accommodates a reorganization in the Police Department to add a patrol officer for Main Street and Seventh Avenue without adding to our total force size.

Last year we transformed the City's Solid Waste Fund into the Environmental Services Fund, transferring a number of activities from the General Fund to this enterprise. As a result of these changes, we were able to reduce the funds reliance on the General Fund. In keeping with the broader scope of this fund, I am recommending we institute a base charge in this fund of \$1 per


month for all city property owners. This will ensure that all owners are helping pay for services that benefit all property owners, like street sweeping, stormwater facility maintenance and brush collection. The major expenditures associated with these activities are large expensive pieces of equipment which much be replaced on a regular basis. Adding a base charge will help plan for our recurring needs and special projects in this fund.

The coming year will be busy for the staff in the Water/Sewer Department, and this budget reflects our first year implementing the new automated meter reading system. As a result, this budget does not attempt to tackle a number of looming projects in the Capital Improvement Plan (CIP), electing to take somewhat of a breather this year in order to save money for a major investment next year. We will be able to complete a number of sewer repair projects which have been repeatedly delayed in previous budget years to make way for higher priority projects. A rate increase for water and sewer is proposed in order to help fund four major projects slated for next year: the Etowah tank project, Jackson Park sewer, Wolfpen sewer and Shepherd Creek/Atkinson Elementary School sewer. While our utilities are in good shape, our future needs are significant and a rate increase is necessary to ensure we are able to continue to make wise investments in core infrastructure. Our commitment to timely maintenance, upgrades and new technology allow us to continue to offer some of the most affordable water in North Carolina. Incremental rate increases now help us avoid massive increases in the future.

These recommendations are now presented to the Council for review and consideration. The City Manager's proposed budget is an effort to accommodate and represent the values, desires and priorities of the Council, and only serves to begin the discussion of what should be funded in the coming year and how to pay for it. The task falls to the Council to consider the proposed budget and modify it to more accurately reflect your intentions. The staff stands ready to provide you with information and analysis as you undertake your review, and we look forward to implementing this plan in the coming year.

Each year at this time I close my transmittal letter by thanking Jim Rudisill, Finance Director, his staff, and all the Management Team Members who contributed to the preparation and development of the budget. Their continued support and professionalism allows us to continue to present reasonable budget proposals to the Council for consideration, and I am grateful for their service.

Respectfully submitted,

A handwritten signature in blue ink that reads "W. Bowman Ferguson". The signature is written in a cursive style with a horizontal line under the name.

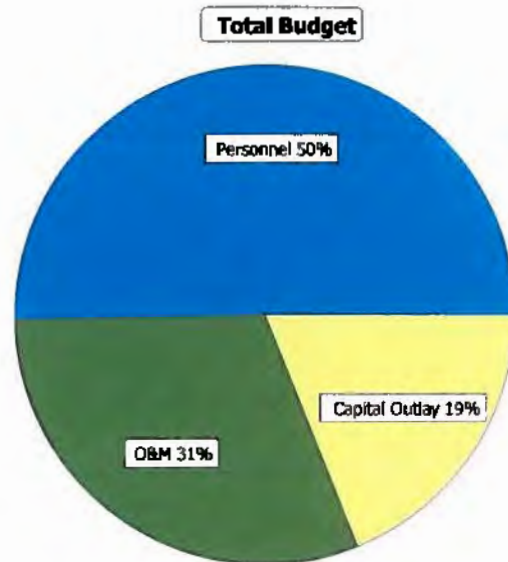
W. Bowman Ferguson
City Manager

EXECUTIVE SUMMARY

This Executive Summary is a description of the proposed budget for **Fiscal Year 2012-13** as compared with the originally adopted *Fiscal Year 2011-2012* budget. Fund accounting is used to account for similar operations that may contain related expenditures and revenues required to be segregated by either law or good management practices. The proposed budget for all operating funds can be summarized in the following table.

Fund	FY 11-12	FY 12-13	↑%
General	\$ 12,017,270	\$ 12,718,180	6%
Downtown District	\$ 381,000	\$ 383,100	1%
Seventh Avenue	\$ 37,790	\$ 52,280	38%
Capital Reserve	\$ 2,000	\$ 2,000	0%
Water/Sewer	\$ 14,648,670	\$ 14,919,620	2%
Environmental Services	\$ 1,562,550	\$ 1,118,850	-28%
Total Budget	\$ 28,649,280	\$ 29,194,030	2%
Less Interfund Transfers	\$ 2,654,870	\$ 2,694,350	1%
Total Net Appropriation	\$ 25,994,410	\$ 26,499,680	2%

This chart indicates the breakdown among the three components of the budget: personnel costs, operating expenses and capital outlay.



Within each subheading a particular fund will be discussed in terms of its revenues and broken down into three expenditure components: personnel costs, operation and maintenance expense and capital outlay.

The total budget expenditures will increase an estimated 2% over the prior fiscal year.

Personnel related expenses make up the largest single component of total budget at 50%. A 1% cost of living adjustment (COLA) is included in this year's budget. The salary administration plan also includes funding for 2.5% meritorious increases for an estimated 80% of all city employees. Longevity pay was included for those employees with qualifying years of service.

Operating expenditures account for 31% of the total City budget. Operational expenses are fuel, supplies, repair and maintenance of building and grounds, travel expenses, training costs, dues and subscriptions, vehicle repairs, telephone expenses, insurance premiums (such as property and casualty, workers' compensation, liability). Generally speaking this classification of expenses will include everything but personnel and capital outlay. We budgeted no increase for workers' compensation and casualty insurance premiums. The most notable change is the anticipated cost of gasoline and diesel fuel. We used as a budget forecast expense \$3.00 for unleaded gasoline and \$3.38 for highway diesel when budget preparation began in February. Obviously, these costs may need to be adjusted given the volatility of the price of oil. *(Note to reader: fuel sales to NC local governments are exempt from almost all NC and federal taxes.)*

Capital items are treated as either "non-depreciable" or "depreciable" within the various cost centers. Management will not attempt to depreciate certain assets of an unknown useful life and having an acquisition cost of less than \$5,000. The classification of depreciable capital items included in this budget are those identified in the Capital Improvement Program. Fleet vehicles are set out separately in each department budget.

Overall capital expenditures are more than the total amount budgeted in the last fiscal year by \$663,930. The majority of the increase is due to an increase in the total capital outlay in the Water and Sewer Fund attributable to funding requested for upgrade and repair to sewer interceptor and trunk lines. Total capital outlay in Fiscal Year 2012-2013 equals \$4,466,930 or an estimated 19% of the total budget.

The Capital Improvement Program (CIP) items are summarized on the following three pages by department based on whether they have been classified as Capital Improvement Program projects and/or land acquisition, CIP equipment and software, and CIP motor vehicles and trucks. As indicated above, these items can be either depreciable or non-depreciable assets.

Capital outlay items over \$5,000 are depreciated based upon their useful lives. Non-depreciable items, such as computer hardware, computer software, printers and riding lawn mowers that cost between \$1,000 and \$5,000, are still considered capital assets. Expenditures that involve replacing a pump, lighting fixture or a motor are considered to be repair and maintenance. These are classified as operating costs that are incurred in carrying out normal day-to-day activities.

Department	CIP Projects & Land Acquisition	CIP Equipment & Software	CIP Vehicles & Trucks	Total
General Fund:				
Information Services:				
Computer Repl'ment - G/F		\$ 19,000		\$ 19,000
Server Replacement		\$ 8,000		\$ 8,000
Software Upgrade - Munis		\$ 11,000		\$ 11,000
Network Upgrade - Police		\$ 45,000		\$ 45,000
MDT Replacements		\$ 10,000		\$ 10,000
Computer Repl'ment - W/S		\$ 12,000		\$ 12,000
ERSI ArcEngine Lic. - W/S		\$ 25,000		\$ 25,000
Total IT		\$ 130,000		\$ 130,000
Public Works Department:				
Berkeley Park Imprvmnts	\$ 50,000			\$ 50,000
Whitmire Bldg. Upgrade	\$ 35,000			\$ 35,000
Sidewalk Infill		\$ 20,000		\$ 20,000
30-ton Vehicle Lift		\$ 20,000		\$ 20,000
Traffic Control Equipment		\$ 7,000		\$ 7,000
Directional Traffic Signs		\$ 10,000		\$ 10,000
Total Public Works	\$ 35,000	\$ 57,000	\$ 0	\$ 92,000
Police Department:				
Vehicle Replacements			\$ 52,000	\$ 52,000
Mobile Radios		\$ 10,000		\$ 10,000
Walkie Talkies		\$ 5,000		\$ 5,000
Copier - Administration		\$ 9,000		\$ 9,000
Mobile Video Cameras		\$ 23,000		\$ 23,000
Emergency Power Backup		\$ 35,000		\$ 35,000
Total Police	\$ 0	\$ 82,000	\$ 52,000	\$ 134,000

Department	CIP Projects & Land Acquisition	CIP Equipment & Software	CIP Vehicles & Trucks	Total
Fire Department:				
Replace Engine 1			\$ 600,000	\$ 600,000
Fire Station	\$ 1,980,000			\$ 1,980,000
Fire Equipment Upgrade		\$ 30,000		\$ 30,000
Mobiles&Portables Upgrade		\$ 6,000		\$ 6,000
Total Fire	\$ 1,980,000	\$ 36,000	\$ 600,000	\$ 2,616,000
Water & Sewer Department:				
Diesel Fuel Tank		\$ 1,700		\$ 1,700
Vehicles - Facilities Maint.			\$ 64,000	\$ 64,000
Kenmure Pump Station	\$ 73,000			\$ 73,000
SCADA System	\$ 300,000			\$ 300,000
Garden Lane Pump Station	\$ 5,000			\$ 5,000
600HP Motor		\$ 260,000		\$ 260,000
Jet Mixer		\$ 60,000		\$ 60,000
Roll-up Door Replacement		\$ 5,400		\$ 5,400
Radio Upgrade (25)		\$ 10,630		\$ 10,630
Pipe Locators (2)		\$ 5,600		\$ 5,600
Office Furniture		\$ 1,500		\$ 1,500
Trench Compactors (4)		\$ 14,800		\$ 14,800
Tamping Machine		\$ 23,000		\$ 23,000
Water Line Over Sizing	\$ 30,000			\$ 30,000
Rugby Dr. Water Line	\$ 42,000			\$ 42,000
Sewer Vactor Truck			\$ 350,000	\$ 350,000
9-ton Equipment Trailer		\$ 8,800		\$ 8,800
Backhoe - Sewer Maint.			\$ 67,000	\$ 67,000
Infill./Inflow Upgrade	\$ 100,000			\$ 100,000
Sewer Line Upgrade	\$ 1,841,000			\$ 1,841,000
Total Water & Sewer	\$ 2,391,000	\$ 391,430	\$ 481,000	\$ 3,263,430

Department	CIP Projects & Land Acquisition	CIP Equipment & Software	CIP Vehicles & Trucks	Total
Environmental Services Fund:				
Brush Truck			\$ 130,000	\$130,000
Downtown Tax District:				\$ 0
Christmas Lights		\$ 5,000		\$ 5,000
Seventh Avenue District				\$ 0
Depot Building Repair	\$ 12,000			\$ 12,000
Total	\$ 12,000	\$ 5,000	\$ 130,000	\$ 147,000

Interfund transfers are necessary exchanges of cash between funds to accurately and equitably reflect the purpose of expenditures, or to implement City Council's policy decisions. Here are three examples. The General Fund compensates the Water and Sewer (enterprise) Fund for debt associated with the extensions and/or improvements of existing water service into newly annexed areas. The General Fund subsidizes the Environmental Services Fund recognizing the governmental aspect of solid waste collection as being for the public health of the community. The Water and Sewer Fund is charged back a certain amount for to cover personnel costs in Administration, Finance and Governing Body, General Fund and Information Technology. Following is the schedule of interfund transfers.

SUMMARY OF OPERATING TRANSFERS

Operating Transfers	Amount
Capital Reserve Fund to General Fund - Sewer Annexation Principal	\$100,880.00
Capital Reserve Fund to General Fund - City Hall Renovation P&I	\$293,970.00
General Fund to Downtown Fund - Sales and Use Tax	\$100,600.00
General Fund to Seventh Avenue - Operating Expense	\$38,080.00
General Fund to Environmental Service Fund	\$269,940.00
Downtown Fund to General Fund	\$100,000.00
Water/Sewer Fund to General Fund - General Government	\$1,027,580.00
Water/Sewer Fund to General Fund - Motor Pool & Paving Cuts	\$153,500.00
Water & Sewer Fund to Capital Reserve Fund	\$550,000.00
Environmental Services to General Fund - Personnel	\$59,800.00
Total Operating Transfers	\$2,694,350.00

Following this Executive Summary are appendices numbered I through VI which are revenue and expenditure summaries for the entire budget, tabular data regarding personnel costs and an analysis of the tax rate. The entire proposed line item budget for FY 2012-2013 is presented by fund with comparisons of the current year in pages 1 through 100. The City's fee schedule is provided in the last section of the document being on page 101. Following are narrative highlights under subheadings.

I. THE GENERAL FUND

A. Revenues

The total property valuation is estimated to drop to \$1,630,520,000 representing a decrease in the assessed valuation of about 0.3% or \$4,612,000. This equates to a revenue loss of approximately \$18,909 at the \$.41 tax rate due to decreases in the assessed value of real property and corporate utilities. Personal property and motor vehicle valuation increased slightly after declining the previous two fiscal years.

At the City Council workshop on May 18 it was recommended that a tax rate of 41 cents per hundred dollars of evaluation be imposed as necessary to support the upcoming year's General Fund operation, which will yield ad valorem property tax revenue of \$6,365,783. Including the revenues from vehicles the total estimated levy is \$6,685,132.

The following table represents a historical five-year comparison of previous tax levies in the City, including real, personal property vehicles and utilities.

FISCAL YEAR	RATE (per \$100)	VALUATION	LEVY
08-09	38¢	\$ 1,723,000,000	\$ 6,547,400
09-10	38¢	\$ 1,734,230,000	\$ 6,590,074
10-11	38¢	\$ 1,747,000,000	\$ 6,638,600
11-12	41¢	\$ 1,635,132,000	\$ 6,704,041
12-13	41¢	\$ 1,630,520,000	\$ 6,685,132

Each one cent of the property tax levy represents approximately \$163,052 in property tax revenue in the General Fund. This figure reflects all real and personal property including all motor vehicles and public utilities.

The preservation of fund balance in the General Fund is considered highly desirable given the decline in revenue during the economic downturn. Also, the City Council is aware of several impending large capital projects on the horizon and wishes to preserve fund balance to address these in the future.

Revenue for Fiscal Year 2012-13 will still remain basically flat due to the economic recession that started in Fiscal Year 2008-09. The general feeling is the after effects of the great recession will continue to be felt with unemployment remaining high and housing starts remaining low through this budget year.

The Local Governmental Employees' Retirement System (LGERS) Board of Trustees voted to reduce the employer contribution rate for general employees by 0.14% effective July 1, 2012. The new contribution rate for FY 2012-13 will be 6.74% of payroll.

The property tax is the only substantial revenue source that is subject to local control. The others are state-collected and disbursed by formula, from ancillary operations such as the ABC Stores and Local Option Sales Tax; or from fees established by franchise authority.

Revenue Type	Estimated Amount	% of Total Revenue
Beer & Wine Tax	\$ 50,000	0.37%
Utility Franchise Tax	\$ 600,000	4.48%
Local Option Sales Tax	\$ 2,275,000	16.99%
Powell Bill Revenues	\$ 350,000	2.61%
ABC Store Revenue	\$ 80,000	0.60%
Sales tax on Telecom	\$ <u>200,000</u>	1.49%
TOTAL	\$ 3,355,000	25.06%

The utility franchise tax and the beer and wine tax are local revenues collected by the State of North Carolina and returned to local governments in accordance with the statutory authority used by the state government to levy these types of revenues. The following table specifies the name and nature of other local revenues collected by the State of North Carolina.

Source	Type of Revenue
Utility Franchise Tax	A tax of 3.22% on sales of electricity, 3.09 returned to the municipality. Piped Natural Gas is an excise tax based on volume sold. Telecommunications tax is 6% of gross receipts of certain phone services.
Beer & Wine Excise Tax	Due cities on a per capita basis where sales are permitted. It is 23¾% of the state beer tax, 62% of state collections of tax on unfortified wine and 22% of fortified wine.

A fund balance appropriation of \$881,240 is included to balance the proposed budget. Subtracting out the appropriation from the Capital Reserve Fund and operating transfers from other funds this amount represents approximately 8.2% of total revenue to the General Fund. This is almost \$48,500 less than the amount (\$929,710) that was appropriated in the original Fiscal Year 2011-2012 budget.

B. Expenditures

During the managerial budget review there were \$481,860 in deletions to departmental budget submissions and other appropriations in the General Fund. This was offset by \$137,830 of additions to departments for a 1% COLA, an increase in the contribution to the ESF, additional separation allowance and retiree insurance in the Police Department and directional signs.

Personnel cost in the General Fund increased only slightly over the prior year. This cost is reflected in the salaries and benefits schedule on page V.

Operating expenses include expenditures for office supplies, repair of equipment, dues and subscriptions, fuel, maintenance and repair of vehicles and other equipment, maintenance agreements and other expenses not directly attributable to the cost of personnel or a capital outlay item.

These expenses are down 7.9% in the General Fund due to less funds being appropriated for contracted services and various supplies and materials budget line items.

Capital outlay items are vehicles, equipment, new buildings or minor renovations to existing buildings. The total capital outlay expenditure this year equals \$1,056,500. Professional services directly leading to a capital project are included as capitalized costs. Any expenditure of \$5,000 or more or an item having a useful life expectancy of more than five years is included in our Capital Improvement Plan (CIP).

Included are funds for computer and server replacements, network upgrade for the Police Department, a 30-ton vehicle lift, park and building improvements in Public Works; and, a vehicle and equipment upgrade for the Fire Department. Also included is the replacement of two police vehicles totaling \$52,000 and \$35,000 for an emergency backup system for communications.

Special appropriations is a cost center within the General Fund that includes appropriations to fund requests from outside agencies and appointed City commissions to carry on their designated tasks. Notables include allocations for the Flat Rock Playhouse, Boys and Girls Club, Apple Country Public Transportation and the Medical Loan Closet. Council also approved funds for the Hands On Gallery, Chamber of Commerce, Heritage Museum and the Partnership for Economic Development.

Item	Amount
Hands On Gallery	\$ 5,000
Chamber of Commerce	\$ 10,000
Flat Rock Playhouse	\$ 100,000
Rescue Squad	\$ 8,000
Medical Loan Closet	\$ 1,000
Healing Place	\$ 1,500
Apple Country Public Transportation	\$ 92,630
Boys and Girls Club	\$ 10,000
Team ECCO	\$ 5,000
Henderson County Schools	\$ 10,000
Crime Stoppers	\$ 2,000
Economic Development	\$ 11,000
Shuffleboard Club	\$ 1,200
Heritage Museum	\$ 5,000
Mayors Advisory Council	\$ 500
Mainstay Program	\$ 5,000
Mineral Museum	\$ 5,000
Henderson County Dispute Center	\$ 500
Partnership for Pets	\$ 5,000
Hendersonville Little Theater	\$ 15,000
Henderson County Agriculture	\$ 5,000
Hendersonville Symphony	\$ 4,000
Total	\$ 302,330

The City Council also showed its support for the Healing Place and Sister Cities Program. Finally, the City is mandated to send revenue received for late listing penalties to the Henderson County School System.

Within the General Fund "Non-Departmental" section are appropriations to other funds and expenses too broad and general to classify to a specific department. These expenditures are listed on page 44. Its main expenditures are the accounting of the interfund transfers, legal expenses, employee programs such as wellness and Employee Assistant Program, tuition reimbursement, mandatory drug testing and unemployment insurance reimbursements.

Debt Service for the General Fund includes \$116,820 for principle and interest payments for the 1998 Sidewalk Bonds, \$293,980 to service the borrowing for the City Hall Renovation, \$176,600 for the 2008 Sidewalk Bonds: and, \$93,130 for Phase III of the Main Street project. Phase II was completed during the current fiscal year using capital reserve funds. A \$150,000 contingency appropriation for unforeseen emergency expenditures is included in the General Fund budget.

II. DOWNTOWN TAX DISTRICT

A special property tax of \$.28 per \$100 assessed valuation is levied on real and personal property, motor vehicles and public utilities in an area known as the Municipal Service District (MSD) comprising about 38 acres in downtown Hendersonville. It is generally described as lying between Allen and Seventh Avenues bounded by King and Church Streets.

The total budget for the Downtown Tax District being recommended for FY2012-13 is \$383,100. The largest expenditure is for contracted services which covers the hanging baskets, landscaping for the planters and holiday lighting contract. The lighting contract includes additional Christmas lights on the trees. It also including lighting on the exterior surface of the building facades.

The budget also contains a \$100,000 operating transfer to the General Fund to offset the sales and use tax distribution necessitated by the County's decision to change the way the proceeds are distributed from the per capita to the ad valorem allocation method. An additional \$93,130 was added to debt service in the General Fund for principal and interest payments on a bank loan that will be used for Phase III of the Main Street Renovation Project estimated to cost \$879,000. This phase will complete the project.

III. SEVENTH AVENUE TAX DISTRICT

A special property tax levy of \$.12 per hundred dollars valuation for the current year should generate approximately \$10,900 in revenue for this Municipal Service District. The rate was recommended to stay the same as the prior year to maintain the integrity of the fund. The City Manager has recommended a contribution of \$38,080 to the district in order to fund a part-time director for \$21,775, economic development in the amount of \$5,500 with additional funding of \$15,000 going toward renovations to the back area of the Depot building (\$12,000) and expand the Organic Farmer's Market Event to three areas in 2012. The total budget recommended this fiscal year equals \$52,280.

IV. WATER AND SEWER

A. Revenues

As part of the budget process and in conjunction with the large number of construction projects in this fund, we are adjusting water and sewer volume rates an additional 2.5% this year to cover additional capital outlay expenses related to various supply, treatment, pumping and distribution facilities. The base rate is not being adjusted. The City must periodically review its rate structure to insure that system integrity is maintained.

Water sales revenue will increase about \$150,000 due to the rate increase. Sewer rates will increase by about \$50,000. During the current fiscal year the system experienced an increase in both tap fees and system development charges. This indicates a positive sign of economic growth.

The budgeted revenue projections are set forth on pages 60 and 61. A fund balance or cash reserves of \$1,022,740 is included to fund capital outlay for other system improvements that will be discussed below.

B. Expenditures

During the management review about \$6,873,000 in capital projects were moved to subsequent years or placed into capital project funds with an identifiable revenue sources. This was done in order to prioritize those projects that need to be done in the next fiscal year. These projects included the Etowah Water System Improvements (\$3.114million), WWTP Sludge Drying System (\$2.364million), WWTP Generator (\$800,000) and some miscellaneous equipment items deemed to be a low priority when compared to other critical needs.

A capital project fund in the amount of \$4.15million was established for the Jackson Park Sewer Project. This project will provide a gravity sewer interceptor from the Jackson Park Sewer Lift Station to the city's existing interceptor along Mud Creek. The city will be able to remove the lift station which is rapidly approaching its capacity.

Personnel costs remained about the same due to some organizational changes implemented in Shop Operations and the Water Maintenance and Construction Division. Operational costs decreased by \$88,680 for Fiscal Year 2011-12 due to engineering that is now being done in-house by the City Engineer Department.

The capital requests are set forth for the current year in the adopted Capital Improvement Plan for the FY 2012-13 Fiscal Year totaled \$3,263,430. This includes all capital projects including the ones with separate revenue funding sources. The most notable of these projects were described earlier. Other projects are listed on Page D under the Water and Sewer Department section. Several smaller projects were moved to future years due to budget constraints. There are other projects also slated to be undertaken in the future and are listed in the City's Capital Improvement Program on file in the Finance Department.

The non-departmental budget is \$117,550 larger due to increases related to certain shared costs with the General Fund such as services for the City Engineer, Administration, Finance Department, IT Department and Governing Body in addition to an appropriation to the Capital Reserve in the amount of \$550,000.

Debt service will account for \$2.285 million in the FY2013 Water and Sewer Fund budget, or 15.3% of fund expenditures. The bulk of the debt service is attributable to loans acquired for the construction of a wastewater treatment plant in FY2003 and water treatment plant renovation that was completed in the FY 2010-2011 fiscal year. A listing of all principal and interest payments for outstanding indebtedness is listed on page 89. A \$200,000 contingency appropriation is included for unforeseen expenses.

V. ENVIRONMENTAL SERVICES FUND

The Environmental Service Fund totals \$1,118,850. This fund accounts for the cost of the solid waste collection and the recycling program. The General Fund subsidizes this fund on an annual basis. This year revenue was adjusted by \$1.00 per month for property owners inside the city limits. This increase will generate an additional \$27,000 and will be applied to the storm water component in the fund. The city has completed its plan to do the recycling function totally in-house.

Personnel costs increased slightly over last years amount while operating costs were down. The major expense item, apart from personnel, is landfill tipping fees in the amount of \$216,600. This is the third consecutive year tipping fees have dropped. Most of this can be attributed to the success of the recycling program. The economy also factors into the reduction in that people are buying and disposing of less material. Funds in the amount of \$130,000 have been budgeted in capital outlay to purchase a brush truck.

VI. CAPITAL RESERVE FUND

This Fund accumulates funds set aside previously by City Council for capital needs. Its revenue sources this year are interest income of \$1,000 from the General Fund and \$1,000 from the Water and Sewer Fund. Interest income projections remain the same as last year. There is also a transfer of \$550,000 from the Water and Sewer Fund reserved for future capital purposes in keeping with the intent of the fund. There is one large General Fund transfer out. This is \$293,370 for the principal and interest payments on the City Hall renovation loan.

CLOSING THOUGHTS

Due to an improved overall financial condition of the City , the budget submission this year contains a request for one full-time employee in the Water and Sewer Department, a 1 percent cost of living adjustment (COLA) and a 2.5 percent merit increase for an estimated 80 percent of the cities's full-time employees. This will be the first COLA implemented since FY2009 and merit since FY2011.

The largest capital project for FY2013 was in the Water and Sewer Department's Capital Improvement Program in the amount of \$11.6 million for an automated meter reading system. The City Council deemed this project to be a high priority due to the fact that project will pay for itself over time. Based on this premise, the project was rescheduled for FY2012. The largest capital project for FY2013 is the construction of a second fire station estimated to cost \$1.980 million. This project is necessary in order for the City to maintain its current insurance rating with the N.C. State Department of Insurance. This budget also contains funding in the amount of \$600,000 to replace a fire engine that is almost 40 years old.

Finally, the cost of keeping our pay and classification system current always presents a challenge due to the continual effort to keep our pay plan and benefits package competitive with other local governments. Increases in health care premiums are always a driver of costs but we are pleased to be able to maintain our current level of service for another year. We are in the process of developing a more comprehensive incentive-based wellness program that will be available to all employees.

In closing I would like to express my appreciation to all city employees for their effort in organizing this process. The Department Heads whose excellent documentation of their respective requests always prepares management and the Governing Body to undertake this work in an informed way. A special thanks goes to the Finance Department staff and City Clerk for their help in the compilation of this document.

CITY OF HENDERSONVILLE

FY 2012-13 BUDGET

July 01, 2012

REVENUE SUMMARIES

	<u>FY 2010-11</u>	<u>FY 2011-12</u>	<u>FY 2012-13</u>
GENERAL FUND	\$10,577,890	\$10,563,720	\$11,442,970
OPERATING TRANSFERS	413,360	523,840	393,970
FUND BALANCE	<u>929,690</u>	<u>929,710</u>	<u>881,240</u>
SUBTOTAL	11,920,940	12,017,270	12,718,180
DOWNTOWN FUND	323,300	323,100	326,100
OTHER FINANCING SOURCES	<u>50,700</u>	<u>57,900</u>	<u>57,000</u>
SUBTOTAL	374,000	381,000	383,100
SEVENTH AVENUE	10,850	14,400	14,200
OTHER FINANCING SOURCES	<u>24,690</u>	<u>23,390</u>	<u>38,060</u>
SUBTOTAL	35,540	37,790	52,260
CAPITAL RESERVE - G/F	1,000	1,000	1,000
CAPITAL RESERVE - W/S	<u>1,000</u>	<u>1,000</u>	<u>1,000</u>
SUBTOTAL	2,000	2,000	2,000
WATER & SEWER	13,039,400	13,496,000	13,796,000
OPERATING TRANSFERS	445,880	400,880	100,880
Fund Balance - WTP Project	0	0	0
Fund Balance - Raw Water Intake	1,170,120	0	0
FUND BALANCE	<u>437,110</u>	<u>751,870</u>	<u>1,022,740</u>
SUBTOTAL	15,092,510	14,648,750	14,919,620
ENVIRONMENTAL SERVICES	822,510	833,010	848,910
Fund Balance Appropriated	0	(55,730)	0
Proceeds of Debt	0	500,000	0
General Fund Transfer	<u>249,790</u>	<u>285,270</u>	<u>269,940</u>
SUBTOTAL	1,072,300	1,562,550	1,118,850
TOTAL	<u>\$28,497,290</u>	<u>\$28,649,360</u>	<u>\$29,194,030</u>
fundsum			

CITY OF HENDERSONVILLE

FY 2012-13 BUDGET

ALL CITY FUNDS

APPROPRIATION SUMMARIES

	<u>FY 2010-11</u>	<u>FY 2011-12</u>	<u>FY 2012-13</u>
PERSONNEL COSTS	\$11,670,590	\$11,644,758	\$11,937,650
OPERATING COSTS	7,693,020	7,802,482	7,305,810
CAPITAL OUTLAY	<u>2,489,640</u>	<u>3,803,000</u>	<u>4,466,930</u>
SUBTOTAL	\$21,853,250	\$23,250,240	\$23,710,390
NON-DEPARTMENTAL	2,909,520	1,566,870	1,838,590
SPECIAL APPROPRIATIONS	138,400	286,000	297,330
DEBT SERVICE	3,244,120	3,194,170	2,995,720
CONTINGENCIES	350,000	350,000	350,000
CAPITAL RESERVE FUND	<u>1,000</u>	<u>1,000</u>	<u>2,000</u>
TOTAL	<u>\$28,496,290</u>	<u>\$28,648,280</u>	<u>\$29,194,030</u>
BUDGETED POSITIONS	205	215	216

fundsum1

2012 ~ 13 POSITION CHANGES BY FUND

(Full, Temporary, and Part-time Permanent)

FUND	Authorized 2011-12	Deletion	Addition	Recommended 2012-13	Change
General Fund					
Full-time	134	0	0	134	0
Part-time	31	0	0	31	0
Temporary	18	0	0	18	0
Downtown					
Full-time	1	0	0	1	0
Part-time	0	0	0	0	0
Temporary	0	0	0	0	0
ENVIRONMENTAL SERVICES FUND					
Full-time	12	0	0	12	0
Part-time	0	0	0	0	0
Temporary	0	0	0	0	0
Water & Sewer					
Full-time	68	0	1	69	0
Part-time	0	0	0	0	0
Temporary	0	0	0	0	0
TOTALS					
Full-time	215	0	1	216	0
Part-time	31	0	0	31	0
Temporary	18	0	0	18	0

g:\excel\work\positionreport13

NAMES AND NUMBERS OF POSITIONS

(Full and Part-Time Permanent)

ADMINISTRATION		Public Works	
City Manager	1	Public Works Director	1
City Clerk	1	Assistant Public Works Director	1
Human Resources Officer	1	Sr. Admin Support Specialist	1
TOTAL FULL-TIME POSITIONS	3	Fleet Maint Superintendent	1
LEGAL DEPARTMENT		Equipment Service Specialist	1
City Attorney	1	Equipment Mechanic	3
Paralegal	1	Equipment Mechanic Helper	1
FINANCE DEPARTMENT		Street Maint Supervisor	1
Finance Director	1	Street Maint Crewleader	1
Assistant Finance Director	1	Street Equipment Operator	2
Customer Service Supervisor	1	Street Maint Worker	5
Accountant	1	Traffic Control Technician	2
Sr. Accounting Technician	1	Building Maint Supervisor	1
Accounting Technician	1	Building Maint Technician	2
Sr. Customer Service Specialist	1	Property Maint Supervisor	1
Customer Service Specialist	5	Property Maint Crewleader	2
		Property Maint Worker	5
TOTAL FULL-TIME POSITIONS	12	TOTAL FULL-TIME POSITIONS	31
PT Accounting Technician	1	% of W/S GIS Position Allocated	33%
TOTAL PART-TIME POSITIONS	1	TOTAL TEMPORARY POSITIONS	18

ENVIRONMENTAL SERVICES FUND		FIRE DEPARTMENT	
Sanitation Supervisor	1	Fire Chief	1
Sanitation Truck Driver	2	Fire Captain	3
Sanitation Equipment Operator	2	Fire Lieutenant	3
Sanitation Worker	6	Fire Marshal	1
Administrative Support Specialist	1	Fire Engineer	6
TOTAL FULL-TIME POSITIONS	12	Fire Control Specialist	6
ENGINEERING		TOTAL FULL-TIME POSITIONS	20
City Engineer	1	Grant Positions - SAFER Grant	7
Civil Engineer	1	Pay-Per Call Firefighters	15
Construction Inspector	1	TOTAL PART-TIME POSITIONS	22
GIS Administrator	1	WATER SEWER	
Sr. Engineering Tech	1	Utilities Director	1
TOTAL FULL-TIME POSITIONS	5	Administrative Support Specialist	1
PLANNING		Facility Maint Superintendent	1
Planning Director	1	Sr. Plant Maint Mechanic	2
Planner	1	Plant Maint Mechanic	3
Office Assistant*	1	WTP Treatment Plant Superintendent	1
TOTAL FULL-TIME POSITIONS	3	WTP Plant Maint Supervisor	1
*To be utilized in the Administration & Legal Department on % basis		WTP Sr. Treatment Plant Operator	2
ZONING		WTP Treatment Plant Operator	7
Zoning Administrator	1	Asst. Utilities Director	1
Zoning Enforcement Officer	1	Operations Support Supervisor	1
TOTAL FULL-TIME POSITIONS	2	Operations Support Specialist	2
INFORMATION TECHNOLOGY		Meter Services Supervisor	1
Information Technology Director	1	Field Customer Service Specialist	1
TOTAL FULL-TIME POSITIONS	1	Locations Specialist	2
POLICE DEPARTMENT		Sr. Meter Reader	1
Police Chief	1	Meter Reader	3
Assistant Chief	1	Sr. Meter Maint Mechanic	1
Police Captain	2	Meter Maint Mechanic	1
Police Lieutenant	4	Coll & Dist Systems Supervisor	1
Investigations Lieutenant	1	Line Maint Crewleader	2
Master Police Officer	7	Sr. Line Maint Mechanic	3
Police Officer	20	Line Maint Mechanic	8
Police Communications Supervisor	1	WWTP Treatment Plant Superintendent	1
Police Telecommunicator	6	WWTP Lab Supervisor	1
Parking Enforcement	1	WWTP Pretreatment Coordinator	1
Sr. Admin Support Specialist	1	WWTP Plant Maint Supervisor	1
Administrative Support Specialist	2	WWTP Lab Technician	1
Police Support Specialist	2	WWTP Sr. Treatment Plant Operator	1
TOTAL FULL-TIME POSITIONS	49	WWTP Operator	4
Grant Pos - School Resource Officer	1	Coll & Dist Systems Supervisor	1
TOTAL GRANT POSITIONS	1	Line Maint Crewleader	2
Reserve Police Officer	8	Sr. Line Maint Mechanic	2
School Crossing Guards	8	Line Maint Mechanic	5
TOTAL PART-TIME POSITIONS	16	GIS Technician	2
		TOTAL FULL-TIME POSITIONS	69

ALL CITY FUNDS

ESTIMATED SALARIES & BENEFITS

July 1, 2012

FY 2012 - 13

<u>Fund</u>	<u>Salaries</u>	<u>Cola</u>	<u>Merit</u>	<u>Longevity</u>	<u>Subtotal</u>	<u>FICA</u>	<u>Retirement</u>	<u>Total</u>
General	\$5,709,319	\$52,175	\$113,384	\$59,302	\$5,934,180	\$453,965	\$481,754	\$6,869,899
Environmental Services	334,319	3,343	6,690	3,220	347,573	26,589	23,458	397,620
Water&Sewer	<u>2,906,750</u>	<u>29,068</u>	<u>62,644</u>	<u>35,482</u>	<u>3,033,944</u>	<u>232,097</u>	<u>206,915</u>	<u>3,472,955</u>
Total	\$8,950,388	\$84,586	\$182,718	\$98,004	\$9,315,696	\$712,651	\$712,127	\$10,740,474

<u>Fund</u>	<u>Cola</u>	<u>Merit</u>	<u>Budget Impact</u>
General	\$52,175	\$113,384	\$165,559
Environmental Services	3,343	6,690	10,033
Water&Sewer	<u>29,068</u>	<u>62,644</u>	<u>91,712</u>
Total	\$84,586	\$182,718	\$267,304

<u>MERIT</u>	<u>Total</u>
2.50%	\$182,718
<u>COLA</u>	<u>Total</u>
1.00%	\$84,586

FISCAL YEAR 2012-13 PROJECTED ASSESSED PROPERTY VALUES*

July 1, 2012

FY 2012-13 FUND	REAL (NET) VALUE	PERSONAL VALUE	PUBLIC UTILITIES	SUBTOTAL	MOTOR VEHICLES	TOTAL
GENERAL	1,421,000,000	110,380,000	21,250,000	1,552,630,000	77,890,000	1,630,520,000
	Tax Rate = \$.41		Total Levy	6,365,783	319,349	6,685,132
			Levy @ 97.5%	6,210,458	Levy 300,188	6,510,646
DOWNTOWN	71,000,000	5,500,000	4,390,000	80,890,000	1,090,000	81,980,000
	Tax Rate = \$.28		Total Levy	226,492	2,725	229,544
			Levy @ 98.0%	221,962	Levy 2,562	224,524
			AND			
SEVENTH AVE	8,200,000	1,220,000	0	9,420,000	630,000	10,050,000
	Tax Rate = \$.12		Total Levy	11,304	630	12,060
			Levy @ 97.0%	10,965	Levy 617	11,582

* Property valuations provided by the Henderson County Tax Assessor's Office January 17, 2012.

FY 2011-12 FUND	REAL (NET) VALUE	PERSONAL VALUE	PUBLIC UTILITIES	SUBTOTAL	MOTOR VEHICLES	TOTAL
GENERAL	1,432,000,000	103,500,000	22,482,000	1,557,982,000	77,150,000	1,635,132,000
DOWNTOWN	70,500,000	4,800,000	4,812,000	80,112,000	1,225,000	81,337,000
SEVENTH AVE	8,150,000	1,350,000	0	9,500,000	540,000	10,040,000

g:\excellwork\pvalues31.xls

1/17/2012

CITY OF HENDERSONVILLE

FY 2012-13 BUDGET

GENERAL FUND

REVENUE SUMMARIES

<u>CATEGORY</u>	<u>FY 2010-11</u>	<u>FY 2011-12</u>	<u>FY 2012-13</u>
AD VALOREM TAXES	\$6,480,000	\$6,556,000	\$6,595,000
OTHER TAXES & LICENSES	2,497,000	2,557,000	2,582,000
UNRESTRICTED REVENUE	872,000	835,330	867,330
RESTRICTED REVENUE	311,000	325,000	350,000
PERMITS & FEES	25,100	25,100	25,100
SALES & SERVICES	186,500	178,300	208,500
INVESTMENT EARNINGS	10,100	10,100	9,100
MISCELLANEOUS INCOME	<u>76,190</u>	<u>76,890</u>	<u>85,940</u>
SUBTOTAL	\$10,457,890	\$10,563,720	\$10,722,970
FUND BALANCE APPROPRIATED	929,690	929,710	881,240
OTHER FINANCING SOURCES	<u>533,360</u>	<u>523,840</u>	<u>1,113,970</u>
TOTAL	<u>\$11,920,940</u>	<u>\$12,017,270</u>	<u>\$12,718,180</u>

revsum

CITY OF HENDERSONVILLE
 FISCAL YEAR 2012-13 BUDGET
 GENERAL FUND

	FY 2011-12 BUDGET	FY 2012-13 ESTIMATE	FY 2012-13 COUNCIL APPROVED
100010 410000 TAX REFUNDS	-5,000.00	-5,000.00	-5,000.00
100010 411100 TAX LATE LIST AFTER 2	10,000.00	5,000.00	5,000.00
100010 411200 PRIOR YEAR TAXES	.00	.00	.00
100010 411300 TAX LL PRIOR 2008, AD	25,000.00	25,000.00	25,000.00
100010 420100 2001 AD VAL TAX - R/P	.00	.00	.00
100010 420101 AD VAL TAX - MTR VEHS	298,000.00	300,000.00	300,000.00
100010 420200 2002 AD VAL TAX - R/P	50.00	.00	.00
100010 420300 2003 AD VAL TAX - R/P	50.00	50.00	50.00
100010 420400 2004 AD VAL TAX - R/P	150.00	50.00	50.00
100010 420500 2005 AD VAL TAX - R/P	250.00	150.00	150.00
100010 420600 2006 AD VAL TAX - R/P	500.00	250.00	250.00
100010 420700 2007 AD VAL TAX - R/P	1,500.00	500.00	500.00
100010 420800 2008 AD VAL TAX - R/P	2,500.00	1,500.00	1,500.00
100010 420900 2009 AD VAL TAX - R/P	5,000.00	2,500.00	2,500.00
100010 421000 2010 AD VAL TAX - R/P	10,000.00	5,000.00	5,000.00
100010 421100 2011 AD VAL TAX - R/P	6,208,000.00	50,000.00	50,000.00
100010 421200 2012 AS VAL TAX - R/P	.00	6,210,000.00	6,210,000.00
100020 422000 RENTAL VEHICLE TAX	5,000.00	5,000.00	5,000.00
100020 423000 LOCAL SALES & USE TAX	2,250,000.00	2,275,000.00	2,275,000.00
100020 426100 BEER & WINE LICENSES	2,000.00	2,000.00	2,000.00
100020 426300 PRIV LICS - GROSS REC	300,000.00	300,000.00	300,000.00
100030 432500 COURT FEES - POLICE	5,000.00	5,000.00	5,000.00

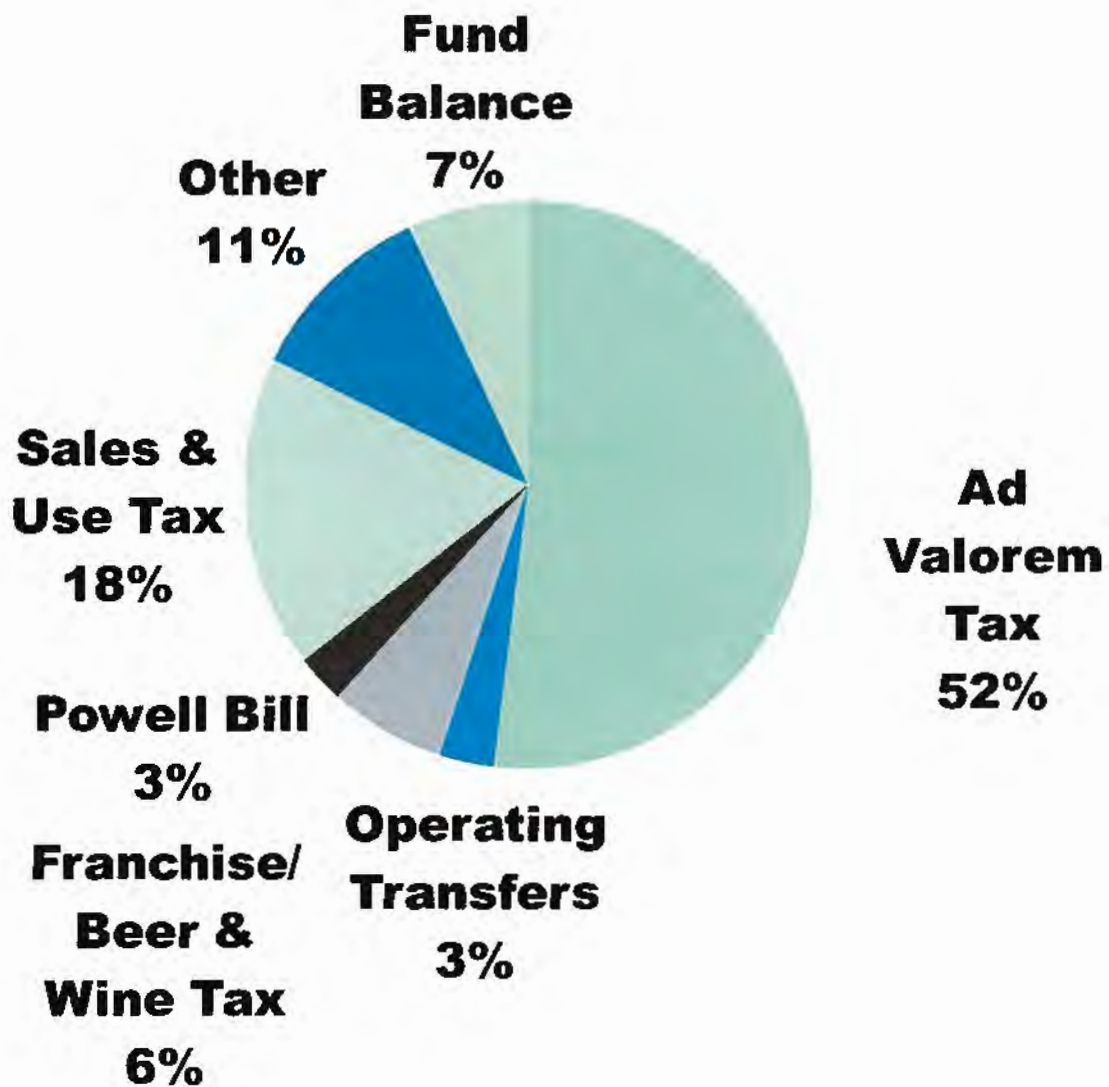
CITY OF HENDERSONVILLE
 FISCAL YEAR 2012-13 BUDGET
 GENERAL FUND

	FY 2011-12 BUDGET	FY 2012-13 ESTIMATE	FY 2012-13 COUNCIL APPROVED
100030 433100 PAY IN LIEU OF TX-HHA	12,330.00	12,330.00	12,330.00
100030 433200 BEER & WINE EXCISE TX	18,000.00	50,000.00	50,000.00
100030 433400 UTILITY FRANCHISE TAX	500,000.00	500,000.00	500,000.00
100030 433500 TELCOM SALES TAX	200,000.00	200,000.00	200,000.00
100030 433600 VIDEO PROGRAM FEES	100,000.00	100,000.00	100,000.00
100040 447000 POWELL BILL REVENUE	325,000.00	350,000.00	350,000.00
100050 426200 VENDOR PERMITS	9,000.00	9,000.00	9,000.00
100050 434300 ZONING PERMITS	7,000.00	7,000.00	7,000.00
100050 434400 RESALE ITEMS	100.00	100.00	100.00
100050 434500 ZONING CITATIONS	500.00	500.00	500.00
100050 434600 SPEC PROJ FEES - PLAN	8,000.00	8,000.00	8,000.00
100050 434700 COND USE FEES - ZONE	500.00	500.00	500.00
100060 461000 MONTHLY PKING REVENUE	30,000.00	35,000.00	35,000.00
100060 461100 PARKING METER REVENUE	35,000.00	40,000.00	40,000.00
100060 461200 BOYD PK GOLF REVENUE	11,000.00	11,000.00	11,000.00
100060 461300 BOYD PK CONCESSIONS	1,000.00	2,000.00	2,000.00
100060 461400 FACILITY RENT INCOME	4,800.00	24,000.00	24,000.00
100060 461500 CEMETERY LOT REVENUE	10,000.00	10,000.00	10,000.00
100060 461600 ALARM FEES	2,500.00	2,500.00	2,500.00
100060 461700 PATTON PARK POOL	68,000.00	68,000.00	68,000.00
100060 461800 PAT POOL CONCESSIONS	16,000.00	16,000.00	16,000.00
100070 483100 INT INCOME-NCCMT ACCT	10,000.00	9,000.00	9,000.00
100070 483111 INT INCOME-POWEL BILL	100.00	100.00	100.00

CITY OF HENDERSONVILLE
 FISCAL YEAR 2012-13 BUDGET
 GENERAL FUND

	FY 2011-12 BUDGET	FY 2012-13 ESTIMATE	FY 2012-13 COUNCIL APPROVED
100080 443000 STORMWATER PERMITS	4,000.00	4,000.00	4,000.00
100080 443100 PARKING VIOLATIONS	25,000.00	25,000.00	25,000.00
100080 443110 PKING VIOLATIONS-PEN	6,000.00	6,000.00	6,000.00
100080 443200 SPECIAL ACTIVITIES	750.00	1,000.00	1,000.00
100080 443300 SPECIAL PERMITS PRECI	500.00	1,000.00	1,000.00
100080 443400 PARKING PERMITS	100.00	100.00	100.00
100080 443410 DRUG FORFEITURES	500.00	5,000.00	5,000.00
100080 443500 SRO REIMBURSEMENT	37,940.00	40,840.00	40,840.00
100080 443610 SALE OF FIXED ASSETS	1,500.00	500.00	500.00
100080 443700 RENTAL INCOME	600.00	1,000.00	1,000.00
100080 443800 DISCOUNTS EARNED	500.00	500.00	500.00
100080 443900 MISCELLANEOUS INCOME	500.00	500.00	500.00
100080 444000 INSURANCE SETTLEMENTS	.00	500.00	500.00
100090 425000 ABC REVENUES	80,000.00	80,000.00	80,000.00
100090 425100 ABC LAW ENFORCEMENT	40,000.00	40,000.00	40,000.00
100090 498220 OPER TRAN FR D/T FUND	100,000.00	100,000.00	100,000.00
100090 499100 PROCEEDS OF DEBT	.00	600,000.00	600,000.00
100090 499200 FUND BALANCE APPROP	1,382,192.64	879,852.00	881,240.00
100090 499800 OPER TRAN FR C/R FUND	1,232,221.00	293,970.00	293,970.00
TOTAL REVENUE	13,399,133.64	12,716,792.00	12,718,180.00

FY 2012-13 Revenue



CITY OF HENDERSONVILLE

FY 2012-13 BUDGET

GENERAL FUND

APPROPRIATION SUMMARIES

<u><i>DEPARTMENTAL</i></u>	<u><i>FY 2010-11</i></u>	<u><i>FY 2011-12</i></u>	<u><i>FY 2012-13</i></u>
PERSONNEL COSTS	\$7,164,970	\$7,114,180	\$7,305,400
OPERATING COSTS	2,746,700	2,815,170	2,580,410
CAPITAL OUTLAY	<u>512,000</u>	<u>442,000</u>	<u>1,056,500</u>
SUBTOTAL	\$10,423,670	\$10,371,350	\$10,942,310
NON-DEPARTMENTAL	546,690	463,840	618,010
SPECIAL APPROPRIATIONS	139,700	286,000	297,330
DEBT SERVICE	660,880	746,080	710,530
CONTINGENCIES	<u>150,000</u>	<u>150,000</u>	<u>150,000</u>
TOTAL	<u>\$11,920,940</u>	<u>\$12,017,270</u>	<u>\$12,718,180</u>
 BUDGETED POSITIONS	 127	 134	 134

depsum

CITY OF HENDERSONVILLE

FY 2012-13 BUDGET

GOVERNING BODY

APPROPRIATION SUMMARIES

<u>DEPARTMENTAL</u>	<u>FY 2010-11</u>	<u>FY 2011-12</u>	<u>FY 2012-13</u>
PERSONNEL COSTS	\$25,950	\$26,030	\$26,270
OPERATING COSTS	45,030	41,230	33,320
CAPITAL OUTLAY	<u>0</u>	<u>0</u>	<u>0</u>
TOTAL	\$70,980	\$67,260	\$59,590
BUDGETED POSITIONS	5	5	5

depsum1

CITY OF HENDERSONVILLE
 FISCAL YEAR 2012-13 BUDGET
 GENERAL FUND

GOVERNING BODY	FY 2011-12 BUDGET	FY 2012-13 MANAGER RECOMMEND	FY 2012-13 COUNCIL APPROVED
104110 517100 BOARD MEMBER WAGES	36,000.00	36,000.00	36,000.00
104110 517200 CELLPHONE STIPEND	3,600.00	3,600.00	3,600.00
104110 518100 FICA TAX EXPENSE	2,800.00	2,800.00	2,800.00
104110 518300 GROUP MED & LIFE INS	9,460.00	9,950.00	9,950.00
104110 518600 WORKER'S COMP INS	200.00	200.00	200.00
104110 526000 OFFICE SUPPLIES	1,700.00	2,900.00	2,900.00
104110 532100 TELEPHONE	400.00	400.00	400.00
104110 539400 TRAVEL	4,000.00	4,000.00	4,000.00
104110 539500 TRAINING	3,000.00	3,000.00	3,000.00
104110 549100 DUES & SUBSCRIPTIONS	20,630.00	21,320.00	21,320.00
104110 549600 MAYOR'S DISCRET'NARY	500.00	500.00	500.00
104110 549900 MISC BD EXPENSE	1,000.00	1,200.00	1,200.00
104110 569000 CONTRACTED SERVICES	10,000.00	.00	.00
104110 598060 DEPARTMENTAL CHGS-W/S	-26,030.00	-26,280.00	-26,280.00
TOTAL APPROPRIATION GOVERNING BODY	67,260.00	59,590.00	59,590.00

CITY OF HENDERSONVILLE

FY 2012-13 BUDGET

ADMINISTRATION

APPROPRIATION SUMMARIES

<u>DEPARTMENTAL</u>	<u>FY 2010-11</u>	<u>FY 2011-12</u>	<u>FY 2012-13</u>
PERSONNEL COSTS	\$148,610	\$151,550	\$152,930
OPERATING COSTS	86,500	60,850	62,200
CAPITAL OUTLAY	<u>0</u>	<u>0</u>	<u>0</u>
TOTAL	\$235,110	\$212,400	\$215,130
BUDGETED POSITIONS	3	3	3

depsum2

CITY OF HENDERSONVILLE
FISCAL YEAR 2012-13 BUDGET
GENERAL FUND

ADMINISTRATION	FY 2011-12 BUDGET	FY 2012-13 MANAGER RECOMMEND	FY 2012-13 COUNCIL APPROVED
104120 512100 SALARIES & WAGES-REG	237,510.00	248,630.00	248,630.00
104120 513100 SALARIES & WAGES-AUTO	3,600.00	3,600.00	3,600.00
104120 518100 FICA TAX EXPENSE	21,060.00	19,300.00	19,300.00
104120 518200 RETIREMENT EXPENSE	18,940.00	17,140.00	17,140.00
104120 518300 GROUP MED & LIFE INS	14,190.00	14,900.00	14,900.00
104120 518600 WORKER'S COMP INS	2,300.00	2,300.00	2,300.00
104120 519000 PROF SERVICES	16,000.00	16,000.00	16,000.00
104120 526000 OFFICE SUPPLIES	4,000.00	4,000.00	4,000.00
104120 532100 TELEPHONE	4,000.00	4,000.00	4,000.00
104120 532500 POSTAGE	900.00	900.00	900.00
104120 535200 R & M - EQUIPMENT	3,000.00	3,000.00	3,000.00
104120 537000 ADVERTISING	1,500.00	1,500.00	1,500.00
104120 539400 TRAVEL	4,800.00	4,800.00	4,800.00
104120 539500 TRAINING	4,800.00	4,800.00	4,800.00
104120 539700 LIAISON EXPENSE	200.00	200.00	200.00
104120 545600 LIAB/PROP INS & BONDS	2,200.00	2,200.00	2,200.00
104120 549100 DUES & SUBSCRIPTIONS	3,600.00	3,600.00	3,600.00
104120 549800 FLOWERS/MEMORIALS	1,000.00	1,000.00	1,000.00
104120 549900 MISCELLANEOUS	500.00	500.00	500.00
104120 569000 CONTRACTED SERVICES	1,900.00	500.00	500.00
104120 598060 DEPARTMENTAL CHGS-W/S	-148,800.00	-152,940.00	-152,940.00
104120 598700 REIMBURSE PLAN DEPT	15,200.00	15,200.00	15,200.00
TOTAL APPROPRIATION ADMINISTRATION	212,400.00	215,130.00	215,130.00

This page is intentionally left blank.

CITY OF HENDERSONVILLE

FY 2012-13 BUDGET

FINANCE DEPARTMENT

APPROPRIATION SUMMARIES

<u>DEPARTMENTAL</u>	<u>FY 2010-11</u>	<u>FY 2011-12</u>	<u>FY 2012-13</u>
PERSONNEL COSTS	\$267,650	\$255,180	\$258,310
OPERATING COSTS	79,850	79,900	79,200
CAPITAL OUTLAY	<u>1,000</u>	<u>1,000</u>	<u>2,000</u>
TOTAL	\$348,500	\$336,080	\$339,510
BUDGETED POSITIONS	12	12	12

depsum3

CITY OF HENDERSONVILLE
 FISCAL YEAR 2012-13 BUDGET
 GENERAL FUND

FINANCE DEPARTMENT	FY 2011-12 BUDGET	FY 2012-13 MANAGER RECOMMEND	FY 2012-13 COUNCIL APPROVED
104130 512100 SALARIES & WAGES-REG	541,940.00	549,200.00	549,200.00
104130 512900 SALARIES & WAGES-P/T	23,070.00	24,130.00	24,130.00
104130 518100 FICA TAX EXPENSE	43,160.00	43,860.00	43,860.00
104130 518200 RETIREMENT EXPENSE	38,400.00	38,690.00	38,690.00
104130 518300 GROUP MED & LIFE INS	60,310.00	63,330.00	63,330.00
104130 518600 WORKER'S COMP INS	9,000.00	9,000.00	9,000.00
104130 519000 PROF SERVICES	100.00	100.00	100.00
104130 519100 PROF SERVICES - AUDIT	20,000.00	21,000.00	21,000.00
104130 526000 OFFICE SUPPLIES	8,500.00	8,500.00	8,500.00
104130 532100 TELEPHONE	11,000.00	10,000.00	10,000.00
104130 532500 POSTAGE	7,500.00	7,500.00	7,500.00
104130 535200 R & M - EQUIPMENT	2,100.00	1,500.00	1,500.00
104130 537000 ADVERTISING	800.00	800.00	800.00
104130 538200 TAX SCROLL & BILLING	12,000.00	12,000.00	12,000.00
104130 539400 TRAVEL	1,500.00	2,100.00	2,100.00
104130 539500 TRAINING	8,600.00	8,600.00	8,600.00
104130 545600 LIAB/PROP INS & BONDS	2,800.00	2,800.00	2,800.00
104130 549100 DUES & SUBSCRIPTIONS	900.00	1,200.00	1,200.00
104130 549300 CASH SHORT/OVER	100.00	100.00	100.00
104130 549900 MISCELLANEOUS	1,100.00	1,100.00	1,100.00
104130 553000 CAP OUTLAY-NON DEPREC	2,000.00	2,000.00	2,000.00
104130 569000 CONTRACTED SERVICES	1,900.00	1,900.00	1,900.00

CITY OF HENDERSONVILLE
 FISCAL YEAR 2012-13 BUDGET
 GENERAL FUND

FINANCE DEPARTMENT	FY 2011-12 BUDGET	FY 2012-13 MANAGER RECOMMEND	FY 2012-13 COUNCIL APPROVED
----- 104130 598060 DEPARTMENTAL CHGS-W/S	-460,700.00	-469,900.00	-469,900.00
 TOTAL APPROPRIATION FINANCE DEPARTMENT	 336,080.00	 339,510.00	 339,510.00

CITY OF HENDERSONVILLE

FY 2012-13 BUDGET

CITY ENGINEER

APPROPRIATION SUMMARIES

<u>DEPARTMENTAL</u>	<u>FY 2010-11</u>	<u>FY 2011-12</u>	<u>FY 2012-13</u>
PERSONNEL COSTS	\$158,000	\$174,500	\$179,260
OPERATING COSTS	21,950	22,200	22,200
CAPITAL OUTLAY	<u>0</u>	<u>0</u>	<u>0</u>
TOTAL	\$179,950	\$196,700	\$201,460
 BUDGETED POSITIONS	 5	 5	 5

depsum4

CITY OF HENDERSONVILLE
 FISCAL YEAR 2012-13 BUDGET
 GENERAL FUND

CITY ENGINEER	FY 2011-12 BUDGET	FY 2012-13 MANAGER RECOMMEND	FY 2012-13 COUNCIL APPROVED
104131 512100 SALARIES & WAGES-REG	275,550.00	283,870.00	283,870.00
104131 518100 FICA TAX EXPENSE	21,010.00	21,640.00	21,640.00
104131 518200 RETIREMENT EXPENSE	18,890.00	19,070.00	19,070.00
104131 518300 GROUP MED & LIFE INS	23,650.00	24,840.00	24,840.00
104131 518600 WORKER'S COMP INS	9,100.00	9,100.00	9,100.00
104131 519000 PROFESSIONAL SERVICES	1,000.00	1,000.00	1,000.00
104131 525100 GASOLINE & DIESEL	1,200.00	1,200.00	1,200.00
104131 525300 VEHICLE PARTS	250.00	250.00	250.00
104131 525400 OIL, LUBRICATION, ETC	100.00	100.00	100.00
104131 526000 OFFICE SUPPLIES	4,000.00	4,000.00	4,000.00
104131 532100 TELEPHONE	5,000.00	5,000.00	5,000.00
104131 535200 R & M - EQUIPMENT	750.00	750.00	750.00
104131 535300 R & M - AUTO/TRUCKS	150.00	150.00	150.00
104131 537000 ADVERTISING	1,000.00	1,000.00	1,000.00
104131 539400 TRAVEL	3,000.00	3,000.00	3,000.00
104131 539500 TRAINING	4,000.00	4,000.00	4,000.00
104131 545600 LIAB/PROP INS & BONDS	1,000.00	1,000.00	1,000.00
104131 549100 DUES & SUBSCRIPTIONS	750.00	750.00	750.00
104131 598060 DEPARTMENTAL CHGS-W/S	-173,700.00	-179,260.00	-179,260.00
 TOTAL APPROPRIATION CITY ENGINEER	 196,700.00	 201,460.00	 201,460.00

CITY OF HENDERSONVILLE

FY 2012-13 BUDGET

INFORMATION TECHNOLOGY SERVICES

APPROPRIATION SUMMARIES

<u>DEPARTMENTAL</u>	<u>FY 2010-11</u>	<u>FY 2011-12</u>	<u>FY 2012-13</u>
PERSONNEL COSTS	\$51,060	\$50,940	\$51,380
OPERATING COSTS	128,540	137,960	126,620
CAPITAL OUTLAY	<u>135,000</u>	<u>108,000</u>	<u>130,000</u>
TOTAL	\$314,600	\$296,900	\$308,000
BUDGETED POSITIONS	1	1	1

depsum4a

CITY OF HENDERSONVILLE
 FISCAL YEAR 2012-13 BUDGET
 GENERAL FUND

INFORMATION TECHNOLOGY	FY 2011-12 BUDGET	FY 2012-13 MANAGER RECOMMEND	FY 2012-13 COUNCIL APPROVED
104140 512100 SALARIES & WAGES-REG	81,910.00	84,050.00	84,050.00
104140 518100 FICA TAX EXPENSE	6,270.00	6,500.00	6,500.00
104140 518200 RETIREMENT EXPENSE	5,640.00	5,790.00	5,790.00
104140 518300 GROUP MED & LIFE INS	4,730.00	4,970.00	4,970.00
104140 518600 WORKER'S COMP INS	1,450.00	1,450.00	1,450.00
104140 519000 PROFESSIONAL SERVICES	.00	.00	.00
104140 526000 OFFICE SUPPLIES	2,000.00	2,000.00	2,000.00
104140 532100 TELEPHONE	3,000.00	3,000.00	3,000.00
104140 532500 POSTAGE	200.00	200.00	200.00
104140 535200 R & M - EQUIPMENT	150,000.00	143,000.00	143,000.00
104140 539400 TRAVEL	300.00	300.00	300.00
104140 539500 TRAINING	1,500.00	1,500.00	1,500.00
104140 545600 LIAB/PROP INS & BONDS	400.00	400.00	400.00
104140 549100 DUES & SUBSCRIPTIONS	50.00	50.00	50.00
104140 552000 CAP OUTLAY-DP EQUIP	20,000.00	19,000.00	19,000.00
104140 553000 CAP OUTLAY-NON DEPREC	88,000.00	111,000.00	111,000.00
104140 569000 CONTRACTED SERVICES	16,000.00	7,000.00	7,000.00
104140 598060 DEPARTMENTAL CHGS-W/S	-84,550.00	-82,210.00	-82,210.00
TOTAL APPROPRIATION INFORMATION TECHNOLOGY	296,900.00	308,000.00	308,000.00

CITY OF HENDERSONVILLE

FY 2012-13 BUDGET

LEGAL DEPARTMENT

APPROPRIATION SUMMARIES

<u>DEPARTMENTAL</u>	<u>FY 2010-11</u>	<u>FY 2011-12</u>	<u>FY 2012-13</u>
PERSONNEL COSTS	\$85,500	\$84,510	\$86,990
OPERATING COSTS	31,510	31,610	29,860
CAPITAL OUTLAY	<u>0</u>	<u>0</u>	<u>0</u>
TOTAL	\$117,010	\$116,120	\$116,850
BUDGETED POSITIONS	1	1	1

depsum4b

CITY OF HENDERSONVILLE
 FISCAL YEAR 2012-13 BUDGET
 GENERAL FUND

LEGAL DEPARTMENT	FY 2011-12 BUDGET	FY 2012-13 MANAGER RECOMMEND	FY 2012-13 COUNCIL APPROVED
104150 512100 SALARIES & WAGES-REG	112,320.00	112,320.00	112,320.00
104150 512900 SALARIES & WAGES-P/T	32,000.00	36,450.00	36,450.00
104150 518100 FICA TAX EXPENSE	11,040.00	11,380.00	11,380.00
104150 518200 RETIREMENT EXPENSE	7,730.00	7,660.00	7,660.00
104150 518300 GROUP MED & LIFE INS	4,730.00	4,970.00	4,970.00
104150 518600 WORKER'S COMP INS	1,200.00	1,200.00	1,200.00
104150 519000 PROFESSIONAL SERVICES	50.00	.00	.00
104150 519200 LITIGATION EXPENSE	3,500.00	500.00	500.00
104150 526000 OFFICE SUPPLIES	1,000.00	1,000.00	1,000.00
104150 529900 SUPPLIES & MATERIALS	2,000.00	1,000.00	1,000.00
104150 532100 TELEPHONE	800.00	800.00	800.00
104150 532500 POSTAGE	500.00	300.00	300.00
104150 535200 R & M - EQUIPMENT	300.00	100.00	100.00
104150 539400 TRAVEL	4,000.00	5,500.00	5,500.00
104150 539500 TRAINING	1,800.00	2,500.00	2,500.00
104150 545600 LIAB/PROP INS & BONDS	350.00	350.00	350.00
104150 549100 DUES & SUBSCRIPTIONS	1,000.00	1,500.00	1,500.00
104150 569000 CONTRACTED SERVICES	6,110.00	6,110.00	6,110.00
104150 598060 DEPARTMENTAL CHGS-W/S	-84,510.00	-86,990.00	-86,990.00
104150 598700 REIMBURSE PLAN DEPT	10,200.00	10,200.00	10,200.00
TOTAL APPROPRIATION LEGAL DEPARTMENT	116,120.00	116,850.00	116,850.00

CITY OF HENDERSONVILLE

FY 2012-13 BUDGET

PUBLIC WORKS

APPROPRIATION SUMMARIES

<u>DEPARTMENTAL</u>	<u>FY 2010-11</u>	<u>FY 2011-12</u>	<u>FY 2012-13</u>
PERSONNEL COSTS	\$1,719,470	\$1,685,500	\$1,732,900
OPERATING COSTS	1,252,380	1,283,540	1,314,220
CAPITAL OUTLAY	<u>196,000</u>	<u>442,000</u>	<u>154,500</u>
TOTAL	\$3,167,850	\$3,411,040	\$3,201,620
BUDGETED POSITIONS	31	31	31

depsum5

CITY OF HENDERSONVILLE
 FISCAL YEAR 2012-13 BUDGET
 GENERAL FUND

PUBLIC WORKS-FLEET MAINTENANCE	FY 2011-12 BUDGET	FY 2012-13 MANAGER RECOMMEND	FY 2012-13 COUNCIL APPROVED
104250 512100 SALARIES & WAGES-REG	226,540.00	233,730.00	233,730.00
104250 512200 SALARIES & WAGES-O/T	4,000.00	4,040.00	4,040.00
104250 518100 FICA TAX EXPENSE	17,330.00	17,890.00	17,890.00
104250 518200 RETIREMENT EXPENSE	15,590.00	15,950.00	15,950.00
104250 518300 GROUP MED & LIFE INS	28,380.00	29,800.00	29,800.00
104250 518600 WORKER'S COMP INS	4,000.00	4,000.00	4,000.00
104250 518900 RETIREE INSURANCE	6,030.00	6,330.00	6,330.00
104250 519000 PROFESSIONAL SERVICES	400.00	400.00	400.00
104250 521200 UNIFORMS	4,300.00	4,300.00	4,300.00
104250 523000 MEDICAL SUPPLIES	400.00	400.00	400.00
104250 525100 GASOLINE & DIESEL	3,300.00	3,500.00	3,500.00
104250 525200 TIRES	38,000.00	34,000.00	34,000.00
104250 525300 VEHICLE PARTS	46,000.00	50,000.00	50,000.00
104250 525400 OIL, LUBRICATION, ETC	10,000.00	10,000.00	10,000.00
104250 526000 OFFICE SUPPLIES	800.00	800.00	800.00
104250 529900 SUPPLIES & MATERIALS	6,500.00	8,810.00	8,810.00
104250 532100 TELEPHONE	800.00	800.00	800.00
104250 533000 UTILITIES	14,500.00	14,500.00	14,500.00
104250 535100 R & M - BUILDINGS	5,000.00	7,000.00	7,000.00
104250 535200 R & M - EQUIPMENT	1,300.00	1,300.00	1,300.00
104250 535300 R & M - AUTO/TRUCKS	600.00	600.00	600.00
104250 545600 LIAB/PROP INS & BONDS	4,300.00	4,300.00	4,300.00

CITY OF HENDERSONVILLE
 FISCAL YEAR 2012-13 BUDGET
 GENERAL FUND

PUBLIC WORKS-FLEET MAINTENANCE	FY 2011-12 BUDGET	FY 2012-13 MANAGER RECOMMEND	FY 2012-13 COUNCIL APPROVED
104250 555000 CAP OUTLAY-OTR EQUIP	.00	20,000.00	20,000.00
104250 559900 CAP OUTLAY-OTHER IMPR	.00	.00	.00
104250 569000 CONTRACTED SERVICES	.00	.00	.00
104250 598060 DEPT CHGS-PERSONNEL	-30,000.00	-30,000.00	-30,000.00
104250 598068 DEPT CHGS-PERSONNEL	-10,000.00	-10,000.00	-10,000.00
104250 598301 DEPT CHGS-OPERATING	-60,000.00	-60,000.00	-60,000.00
 TOTAL APPROPRIATION PUBLIC WORKS-FLEET MAINTENANCE	 338,070.00	 372,450.00	 372,450.00

CITY OF HENDERSONVILLE
 FISCAL YEAR 2012-13 BUDGET
 GENERAL FUND

PUB WORKS-BUILDING MAINTENANCE	FY 2011-12 BUDGET	FY 2012-13 MANAGER RECOMMEND	FY 2012-13 COUNCIL APPROVED

PUB WORKS-BUILDING MAINTENANCE			
104270 512100 SALARIES & WAGES-REG	109,530.00	113,040.00	113,040.00
104270 512200 SALARIES & WAGES-O/T	7,000.00	7,070.00	7,070.00
104270 512600 SALARIES & WAGES-TEMP	8,070.00	9,700.00	11,000.00
104270 518100 FICA TAX EXPENSE	9,540.00	9,640.00	9,640.00
104270 518200 RETIREMENT EXPENSE	7,540.00	7,720.00	7,720.00
104270 518300 GROUP MED & LIFE INS	14,190.00	14,900.00	14,900.00
104270 518600 WORKER'S COMP INS	3,300.00	3,300.00	3,300.00
104270 519000 PROFESSIONAL SERVICES	300.00	300.00	300.00
104270 521100 JANITORIAL SUPPLIES	10,000.00	10,000.00	10,000.00
104270 521200 UNIFORMS	1,700.00	1,700.00	1,700.00
104270 525100 GASOLINE & DIESEL	4,400.00	4,600.00	4,600.00
104270 525200 TIRES	400.00	400.00	400.00
104270 525300 VEHICLE PARTS	2,000.00	2,000.00	2,000.00
104270 525400 OIL, LUBRICATION, ETC	200.00	200.00	200.00
104270 527000 RESALE ITEMS-BOYD PK	1,000.00	1,200.00	1,200.00
104270 529900 SUPPLIES & MATERIALS	19,000.00	9,000.00	9,000.00
104270 532100 TELEPHONE	2,000.00	2,000.00	2,000.00
104270 533000 UTILITIES	70,000.00	70,000.00	70,000.00
104270 535100 R & M - BUILDINGS	19,500.00	23,000.00	23,000.00
104270 535200 R & M - EQUIPMENT	5,000.00	5,000.00	5,000.00
104270 535300 R & M - AUTO/TRUCKS	500.00	500.00	500.00

CITY OF HENDERSONVILLE
 FISCAL YEAR 2012-13 BUDGET
 GENERAL FUND

PUB WORKS-BUILDING MAINTENANCE	FY 2011-12 BUDGET	FY 2012-13 MANAGER RECOMMEND	FY 2012-13 COUNCIL APPROVED
104270 545600 LIAB/PROP INS & BONDS	3,200.00	3,200.00	3,200.00
104270 554000 CAP OUTLAY-MOTOR VEHS	.00	.00	.00
104270 555000 CAP OUTLAY-OTR EQUIP	.00	.00	.00
104270 559900 CAP OUTLAY-OTR IMPMTS	9,000.00	78,000.00	93,000.00
104270 569000 CONTRACTED SERVICES	114,402.50	92,000.00	92,000.00
TOTAL APPROPRIATION PUB WORKS-BUILDING MAINTENANCE	421,772.50	468,470.00	484,770.00

CITY OF HENDERSONVILLE
 FISCAL YEAR 2012-13 BUDGET
 GENERAL FUND

PUBLIC WORKS-ADMINISTRATION	FY 2011-12 BUDGET	FY 2012-13 MANAGER RECOMMEND	FY 2012-13 COUNCIL APPROVED
104500 512100 SALARIES & WAGES-REG	184,750.00	190,700.00	190,700.00
104500 518100 FICA TAX EXPENSE	14,140.00	14,600.00	14,600.00
104500 518200 RETIREMENT EXPENSE	12,720.00	13,010.00	13,010.00
104500 518300 GROUP MED & LIFE INS	14,190.00	14,900.00	14,900.00
104500 518600 WORKER'S COMP INS	6,000.00	6,000.00	6,000.00
104500 518900 RETIREE INSURANCE	1,930.00	.00	.00
104500 519000 PROFESSIONAL SERVICES	600.00	600.00	600.00
104500 521200 UNIFORMS	800.00	800.00	800.00
104500 523000 MEDICAL SUPPLIES	1,300.00	1,300.00	1,300.00
104500 525100 GASOLINE & DIESEL	2,380.00	2,550.00	2,550.00
104500 525200 TIRES	400.00	400.00	400.00
104500 525300 VEHICLE PARTS	1,000.00	1,000.00	1,000.00
104500 525400 OIL, LUBRICATION, ETC	100.00	100.00	100.00
104500 526000 OFFICE SUPPLIES	5,000.00	5,000.00	5,000.00
104500 529900 SUPPLIES & MATERIALS	2,200.00	2,200.00	2,200.00
104500 532100 TELEPHONE	6,800.00	6,800.00	6,800.00
104500 532500 POSTAGE	500.00	500.00	500.00
104500 535200 R & M - EQUIPMENT	24,500.00	27,500.00	27,500.00
104500 535300 R & M - AUTO/TRUCKS	700.00	700.00	700.00
104500 537000 ADVERTISING	800.00	1,000.00	1,000.00
104500 539400 TRAVEL	2,000.00	2,000.00	2,000.00
104500 539500 TRAINING	2,000.00	2,000.00	2,000.00

CITY OF HENDERSONVILLE
 FISCAL YEAR 2012-13 BUDGET
 GENERAL FUND

PUBLIC WORKS-ADMINISTRATION	FY 2011-12 BUDGET	FY 2012-13 MANAGER RECOMMEND	FY 2012-13 COUNCIL APPROVED
104500 545600 LIAB/PROP INS & BONDS	3,100.00	3,100.00	3,100.00
104500 549100 DUES & SUBSCRIPTIONS	1,200.00	1,200.00	1,200.00
104500 549400 H'VILLE TREE BOARD	6,000.00	6,000.00	6,000.00
104500 557000 CAP OUTLAY-LAND & ROW	.00	.00	.00
104500 569000 CONTRACTED SERVICES	1,200.00	1,000.00	1,000.00
104500 598800 DEPT CHGS - SALARIES	14,690.00	15,000.00	15,000.00
TOTAL APPROPRIATION PUBLIC WORKS-ADMINISTRATION	311,000.00	319,960.00	319,960.00

CITY OF HENDERSONVILLE
 FISCAL YEAR 2012-13 BUDGET
 GENERAL FUND

PUB WORKS-STREETS & HIGHWAYS	FY 2011-12 BUDGET	FY 2012-13 MANAGER RECOMMEND	FY 2012-13 COUNCIL APPROVED

PUB WORKS-STREETS & HIGHWAYS			
104510 512100 SALARIES & WAGES-REG	244,220.00	259,330.00	259,330.00
104510 512200 SALARIES & WAGES-O/T	14,000.00	14,140.00	14,140.00
104510 512900 SALARIES & WAGES-P/T	34,070.00	34,410.00	34,410.00
104510 518100 FICA TAX EXPENSE	21,300.00	22,480.00	22,480.00
104510 518200 RETIREMENT EXPENSE	16,810.00	17,700.00	17,700.00
104510 518300 GROUP MED & LIFE INS	37,840.00	39,740.00	39,740.00
104510 518600 WORKER'S COMP INS	5,000.00	5,000.00	5,000.00
104510 519000 PROFESSIONAL SERVICES	1,000.00	1,000.00	1,000.00
104510 521200 UNIFORMS	4,500.00	4,500.00	4,500.00
104510 524000 CONST & REPAIR SUPP	130,000.00	130,000.00	130,000.00
104510 525100 GASOLINE & DIESEL	28,000.00	36,680.00	36,680.00
104510 525200 TIRES	7,000.00	7,000.00	7,000.00
104510 525300 VEHICLE PARTS	49,000.00	49,000.00	49,000.00
104510 525400 OIL, LUBRICATION, ETC	2,000.00	2,000.00	2,000.00
104510 529900 SUPPLIES & MATERIALS	37,000.00	37,000.00	37,000.00
104510 535200 R & M - EQUIPMENT	10,000.00	8,000.00	8,000.00
104510 535300 R & M - AUTO/TRUCKS	7,000.00	5,000.00	5,000.00
104510 545600 LIAB/PROP INS & BONDS	5,000.00	5,000.00	5,000.00
104510 553000 CAP OUTLAY-NON DEPREC	.00	.00	.00
104510 554000 CAP OUTLAY-MOTOR VEHS	269,954.00	.00	.00
104510 555000 CAP OUTLAY-OTR EQUIP	.00	.00	.00

CITY OF HENDERSONVILLE
 FISCAL YEAR 2012-13 BUDGET
 GENERAL FUND

PUB WORKS-STREETS & HIGHWAYS	FY 2011-12 BUDGET	FY 2012-13 MANAGER RECOMMEND	FY 2012-13 COUNCIL APPROVED
104510 559900 CAP OUTLAY-OTR IMPMTS	32,000.00	20,000.00	20,000.00
104510 569000 CONTRACTED SERVICES	55,000.00	55,000.00	55,000.00
104510 598060 DEPARTMENTAL CHGS-W/S	-93,500.00	-93,500.00	-93,500.00
104510 598068 DEPARTMENTAL CHGS-SOL	-49,800.00	-49,800.00	-49,800.00
 TOTAL APPROPRIATION PUB WORKS-STREETS & HIGHWAYS	 867,394.00	 609,680.00	 609,680.00

CITY OF HENDERSONVILLE
 FISCAL YEAR 2012-13 BUDGET
 GENERAL FUND

POWELL BILL	FY 2011-12 BUDGET	FY 2012-13 MANAGER RECOMMEND	FY 2012-13 COUNCIL APPROVED
104511 529900 SUPPLIES & MATERIALS	.00	.00	.00
104511 535200 R & M - EQUIPMENT	.00	.00	.00
104511 535400 R & M - STREET MAINT	325,000.00	350,000.00	350,000.00
104511 555000 CAP OUTLAY-OTR EQUIP	.00	.00	.00
104511 569000 CONTRACTED SERVICES	.00	.00	.00
TOTAL APPROPRIATION POWELL BILL	325,000.00	350,000.00	350,000.00

CITY OF HENDERSONVILLE
 FISCAL YEAR 2012-13 BUDGET
 GENERAL FUND

PUBLIC WORKS-TRAFFIC ENGINEER	FY 2011-12 BUDGET	FY 2012-13 MANAGER RECOMMEND	FY 2012-13 COUNCIL APPROVED

PUBLIC WORKS-TRAFFIC ENGINEER			
104520 512100 SALARIES & WAGES-REG	68,870.00	70,950.00	70,950.00
104520 512200 SALARIES & WAGES-O/T	5,000.00	5,050.00	5,050.00
104520 512300 SAL & WAGES-STANDBY	11,990.00	12,160.00	12,160.00
104520 518100 FICA TAX EXPENSE	6,180.00	6,370.00	6,370.00
104520 518200 RETIREMENT EXPENSE	5,550.00	5,680.00	5,680.00
104520 518300 GROUP MED & LIFE INS	9,460.00	9,940.00	9,940.00
104520 518600 WORKER'S COMP INS	2,300.00	2,300.00	2,300.00
104520 518900 RETIREE INSURANCE	6,030.00	6,330.00	6,330.00
104520 519000 PROFESSIONAL SERVICES	200.00	200.00	200.00
104520 521200 UNIFORMS	2,000.00	2,000.00	2,000.00
104520 525100 GASOLINE & DIESEL	3,480.00	2,860.00	2,860.00
104520 525200 TIRES	1,100.00	500.00	500.00
104520 525300 VEHICLE PARTS	1,400.00	1,400.00	1,400.00
104520 525400 OIL, LUBRICATION, ETC	200.00	200.00	200.00
104520 529900 SUPPLIES & MATERIALS	36,500.00	30,720.00	30,720.00
104520 533900 STREET & TRAFFIC LTS	175,000.00	175,000.00	175,000.00
104520 535200 R & M - EQUIPMENT	.00	400.00	400.00
104520 535300 R & M - AUTO/TRUCKS	400.00	1,000.00	1,000.00
104520 545600 LIAB/PROP INS & BONDS	1,000.00	1,000.00	1,000.00
104520 553000 CAP OUTLAY-NON DEPREC	.00	10,000.00	10,000.00
104520 555000 CAP OUTLAY-OTR EQUIP	13,000.00	14,500.00	14,500.00
 TOTAL APPROPRIATION PUBLIC WORKS-TRAFFIC ENGINEER	 349,660.00	 358,560.00	 358,560.00

CITY OF HENDERSONVILLE
 FISCAL YEAR 2012-13 BUDGET
 GENERAL FUND

PUB WORKS-GROUNDS MAINTENANCE	FY 2011-11 BUDGET	FY 2012-13 MANAGER RECOMMEND	FY 2012-13 COUNCIL APPROVED
104760 512100 SALARIES & WAGES-REG	272,130.00	288,220.00	288,220.00
104760 512200 SALARIES & WAGES-O/T	14,000.00	14,140.00	14,140.00
104760 512900 SALARIES & WAGES-P/T	34,070.00	34,410.00	34,410.00
104760 518100 FICA TAX EXPENSE	23,430.00	23,110.00	23,110.00
104760 518200 RETIREMENT EXPENSE	18,730.00	18,250.00	18,250.00
104760 518300 GROUP MED & LIFE INS	37,840.00	39,740.00	39,740.00
104760 518600 WORKER'S COMP INS	3,100.00	3,100.00	3,100.00
104760 519000 PROFESSIONAL SERVICES	600.00	600.00	600.00
104760 521200 UNIFORMS	4,000.00	4,000.00	4,000.00
104760 525100 GASOLINE & DIESEL	18,580.00	17,600.00	17,600.00
104760 525200 TIRES	1,800.00	1,800.00	1,800.00
104760 525300 VEHICLE PARTS	9,500.00	8,000.00	8,000.00
104760 525400 OIL, LUBRICATION, ETC	500.00	500.00	500.00
104760 529900 SUPPLIES & MATERIALS	12,000.00	12,000.00	12,000.00
104760 535200 R & M - EQUIPMENT	8,000.00	8,000.00	8,000.00
104760 535300 R & M - AUTO/TRUCKS	1,000.00	1,000.00	1,000.00
104760 545600 LIAB/PROP INS & BONDS	5,500.00	5,500.00	5,500.00
104760 555000 CAP OUTLAY-OTR EQUIP	40,000.00	.00	.00
104760 559900 CAP OUTLAY-OTR IMPMTS	10,000.00	12,000.00	12,000.00
104760 569000 CONTRACTED SERVICES	1,500.00	1,500.00	1,500.00
104760 598400 REIMB PUB WORKS DEPT	-1,500.00	-1,500.00	-1,500.00
TOTAL APPROPRIATION PUB WORKS-GROUNDS MAINTENANCE	514,780.00	491,970.00	491,970.00

CITY OF HENDERSONVILLE
 FISCAL YEAR 2012-13 BUDGET
 GENERAL FUND

PUBLIC WORKS-PATTON POOL	FY 2011-11 BUDGET	FY 2012-13 MANAGER RECOMMEND	FY 2012-13 COUNCIL APPROVED

PUBLIC WORKS-PATTON POOL			
106170 512100 SALARIES & WAGES-REG	109,860.00	.00	.00
106170 512900 SALARIES & WAGES-P/T	.00	112,610.00	112,610.00
106170 518100 FICA TAX EXPENSE	8,410.00	8,620.00	8,620.00
106170 518600 WORKER'S COMP INS	1,500.00	1,500.00	1,500.00
106170 519000 PROFESSIONAL SERVICES	1,000.00	41,000.00	1,000.00
106170 521200 UNIFORMS	2,400.00	2,400.00	2,400.00
106170 527000 PURCH FOR RESALE-POOL	16,000.00	16,000.00	16,000.00
106170 529900 SUPPLIES & MATERIALS	28,000.00	28,000.00	28,000.00
106170 532100 TELEPHONE	.00	500.00	500.00
106170 533000 UTILITIES	24,600.00	24,600.00	24,600.00
106170 535100 R & M - BUILDINGS	6,000.00	10,000.00	10,000.00
106170 535200 R & M - EQUIPMENT	8,000.00	4,000.00	4,000.00
106170 545600 LIAB/PROP INS & BONDS	1,800.00	1,800.00	1,800.00
106170 553000 CAP OUTLAY-NON DEPREC	19,833.14	.00	.00
106170 555000 CAP OUTLAY-OTR EQUIP	15,000.00	.00	.00
106170 569000 CONTRACTED SERVICES	2,000.00	3,200.00	3,200.00
TOTAL APPROPRIATION	244,403.14	254,230.00	214,230.00
PUBLIC WORKS-PATTON POOL			

CITY OF HENDERSONVILLE

FY 2012-13 BUDGET

POLICE DEPARTMENT

APPROPRIATION SUMMARIES

<u>DEPARTMENTAL</u>	<u>FY 2010-11</u>	<u>FY 2011-12</u>	<u>FY 2012-13</u>
PERSONNEL COSTS	\$3,146,780	\$3,074,890	\$3,093,440
OPERATING COSTS	503,230	507,443	553,620
CAPITAL OUTLAY	<u>133,000</u>	<u>158,000</u>	<u>134,000</u>
TOTAL	\$3,783,010	\$3,740,333	\$3,781,060
 BUDGETED POSITIONS	 49	 49	 49

depsum6

CITY OF HENDERSONVILLE
 FISCAL YEAR 2012-13 BUDGET
 GENERAL FUND

POLICE DEPARTMENT	FY 2011-12 BUDGET	FY 2012-13 MANAGER RECOMMEND	FY 2012-13 COUNCIL APPROVED
104310 512100 SALARIES & WAGES-REG	2,063,870.00	2,008,040.00	2,008,040.00
104310 512200 SALARIES & WAGES-O/T	77,030.00	79,200.00	79,200.00
104310 512300 SAL & WAGES-STANDBY	20,090.00	20,770.00	20,770.00
104310 512400 SAL & WAGES-COURT PAY	16,000.00	16,000.00	16,000.00
104310 512500 SAL & WAGES-CROSS GDS	23,990.00	25,580.00	25,580.00
104310 512700 SAL & WAGES-SEP ALLOW	63,000.00	81,310.00	81,310.00
104310 512800 SAL & WAGES-DRUG ENFR	12,000.00	12,000.00	12,000.00
104310 512900 SAL & WAGES-SRO GRANT	38,870.00	41,250.00	41,250.00
104310 513000 SAL & WAGES-AUX OFFS	53,460.00	68,010.00	68,010.00
104310 518100 FICA TAX EXPENSE	172,470.00	180,050.00	180,050.00
104310 518200 RETIREMENT EXPENSE	250,970.00	250,580.00	250,580.00
104310 518300 GROUP MED & LIFE INS	236,500.00	248,330.00	248,330.00
104310 518600 WORKER'S COMP INS	37,000.00	37,000.00	37,000.00
104310 518900 RETIREE INSURANCE	9,460.00	25,320.00	25,320.00
104310 519000 PROFESSIONAL SERVICES	2,000.00	2,000.00	2,000.00
104310 519300 PROF SERVICES-MEDICAL	11,650.00	11,950.00	11,950.00
104310 521200 UNIFORMS	34,640.00	34,640.00	34,640.00
104310 525100 GASOLINE & DIESEL	110,000.00	143,000.00	143,000.00
104310 525200 TIRES	9,500.00	10,500.00	10,500.00
104310 525300 VEHICLE PARTS	26,000.00	27,000.00	27,000.00
104310 525400 OIL, LUBRICATION, ETC	2,200.00	2,500.00	2,500.00
104310 526000 OFFICE SUPPLIES	15,000.00	15,000.00	15,000.00

CITY OF HENDERSONVILLE
 FISCAL YEAR 2012-13 BUDGET
 GENERAL FUND

POLICE DEPARTMENT	FY 2011-12 BUDGET	FY 2012-13 MANAGER RECOMMEND	FY 2012-13 COUNCIL, APPROVED
104310 529900 SUPPLIES & MATERIALS	69,270.00	70,640.00	70,640.00
104310 532100 TELEPHONE	39,450.00	39,450.00	39,450.00
104310 532500 POSTAGE	2,300.00	2,300.00	2,300.00
104310 535200 R & M - EQUIPMENT	25,750.00	25,550.00	25,550.00
104310 535300 R & M - AUTO/TRUCKS	27,000.00	27,000.00	27,000.00
104310 537000 ADVERTISING	4,000.00	4,000.00	4,000.00
104310 539400 TRAVEL	24,360.00	32,760.00	32,760.00
104310 539500 TRAINING	15,783.00	16,570.00	16,570.00
104310 539600 SPEC DRUG ENFORCEMENT	8,000.00	8,000.00	8,000.00
104310 545600 LIAB/PROP INS & BONDS	60,600.00	60,600.00	60,600.00
104310 548400 D A R E PROGRAM	7,450.00	7,450.00	7,450.00
104310 548700 OUTREACH PROGRAM	2,700.00	2,700.00	2,700.00
104310 549100 DUES & SUBSCRIPTIONS	8,970.00	9,010.00	9,010.00
104310 553000 CAP OUTLAY-NON DEPREC	38,000.00	82,000.00	82,000.00
104310 554000 CAP OUTLAY-MOTOR VEHS	120,000.00	52,000.00	52,000.00
104310 569000 CONTRACTED SERVICES	1,000.00	1,000.00	1,000.00
 TOTAL APPROPRIATION POLICE DEPARTMENT	 3,740,333.00	 3,781,060.00	 3,781,060.00

CITY OF HENDERSONVILLE

FY 2012-13 BUDGET

FIRE DEPARTMENT

APPROPRIATION SUMMARIES

<u>DEPARTMENTAL</u>	<u>FY 2010-11</u>	<u>FY 2011-12</u>	<u>FY 2012-13</u>
PERSONNEL COSTS	\$1,250,540	\$1,220,230	\$1,289,200
OPERATING COSTS	480,330	588,990	357,610
CAPITAL OUTLAY	<u>40,000</u>	<u>0</u>	<u>636,000</u>
TOTAL	\$1,770,870	\$1,809,220	\$2,282,810
 BUDGETED** POSITIONS	 20	 27	 27

**Seven positions are paid from a Federal SAFER Grant for FY2012 and FY2013.

dcpsum7



39

CITY OF HENDERSONVILLE
FISCAL YEAR 2012-13 BUDGET
GENERAL FUND

ZONING DEPARTMENT	FY 2011-12 BUDGET	FY 2012-13 MANAGER RECOMMEND	FY 2012-13 COUNCIL APPROVED
104350 512100 SALARIES & WAGES-REG	96,710.00	100,080.00	100,080.00
104350 518100 FICA TAX EXPENSE	7,400.00	7,660.00	7,660.00
104350 518200 RETIREMENT EXPENSE	6,660.00	6,830.00	6,830.00
104350 518300 GROUP MED & LIFE INS	9,460.00	9,940.00	9,940.00
104350 518600 WORKER'S COMP INS	1,200.00	1,200.00	1,200.00
104350 519200 PROF SERVICES-LEGAL	2,000.00	4,000.00	4,000.00
104350 521200 UNIFORMS	700.00	700.00	700.00
104350 525100 GASOLINE & DIESEL	2,400.00	3,000.00	3,000.00
104350 525200 TIRES	400.00	400.00	400.00
104350 525300 VEHICLE PARTS	1,000.00	1,000.00	1,000.00
104350 525400 OIL, LUBRICATION, ETC	200.00	200.00	200.00
104350 526000 OFFICE SUPPLIES	3,000.00	3,000.00	3,000.00
104350 532100 TELEPHONE	3,500.00	3,500.00	3,500.00
104350 532500 POSTAGE	4,500.00	4,500.00	4,500.00
104350 535200 R & M - EQUIPMENT	100.00	100.00	100.00
104350 535300 R & M - AUTO/TRUCKS	500.00	500.00	500.00
104350 537000 ADVERTISING	400.00	400.00	400.00
104350 539400 TRAVEL	5,000.00	4,000.00	4,000.00
104350 539500 TRAINING	1,500.00	1,500.00	1,500.00
104350 545600 LIAB/PROP INS & BONDS	1,500.00	1,500.00	1,500.00
104350 549100 DUES & SUBSCRIPTIONS	500.00	500.00	500.00
104350 553000 CAP OUTLAY-NON DEPREC	7,000.00	.00	.00
104350 569400 CONT SERV-CONDM BLDGS	26,325.00	25,000.00	25,000.00
TOTAL APPROPRIATION ZONING DEPARTMENT	181,955.00	179,510.00	179,510.00

CITY OF HENDERSONVILLE

FY 2012-13 BUDGET

PLANNING DEPARTMENT

APPROPRIATION SUMMARIES

<u>DEPARTMENTAL</u>	<u>FY 2010-11</u>	<u>FY 2011-12</u>	<u>FY 2012-13</u>
PERSONNEL COSTS	\$198,200	\$194,170	\$182,420
OPERATING COSTS	47,170	56,850	24,350
CAPITAL OUTLAY	<u>0</u>	<u>0</u>	<u>0</u>
TOTAL	\$245,370	\$251,020	\$206,770
 BUDGETED POSITIONS	 3	 3	 3

depsum9

CITY OF HENDERSONVILLE
FISCAL YEAR 2012-13 BUDGET
GENERAL FUND

PLANNING DEPARTMENT	FY 2011-12 BUDGET	FY 2012-13 MANAGER RECOMMEND	FY 2012-13 COUNCIL APPROVED
104360 512100 SALARIES & WAGES-REG	153,480.00	142,760.00	142,760.00
104360 518100 FICA TAX EXPENSE	11,740.00	10,930.00	10,930.00
104360 518200 RETIREMENT EXPENSE	10,560.00	9,630.00	9,630.00
104360 518300 GROUP MED & LIFE INS	14,190.00	14,900.00	14,900.00
104360 518600 WORKER'S COMP INS	4,200.00	4,200.00	4,200.00
104360 519000 PROFESSIONAL SERVICES	52,500.00	70,000.00	20,000.00
104360 526000 OFFICE SUPPLIES	7,000.00	7,000.00	7,000.00
104360 532100 TELEPHONE	2,000.00	2,000.00	2,000.00
104360 532500 POSTAGE	2,000.00	2,000.00	2,000.00
104360 537000 ADVERTISING	3,000.00	3,000.00	3,000.00
104360 539400 TRAVEL	1,000.00	1,500.00	1,500.00
104360 539500 TRAINING	2,000.00	1,500.00	1,500.00
104360 545600 LIAB/PROP INS & BONDS	2,000.00	2,000.00	2,000.00
104360 549100 DUES & SUBSCRIPTIONS	750.00	750.00	750.00
104360 549500 HISTORIC PRESERVATION	10,000.00	10,000.00	10,000.00
104360 598010 DEPARTMENTAL CHGS-G/F	-25,400.00	-25,400.00	-25,400.00
TOTAL APPROPRIATION PLANNING DEPARTMENT	251,020.00	256,770.00	206,770.00

CITY OF HENDERSONVILLE

FY 2012-13 BUDGET

G/F -- OTHER APPROPRIATIONS

APPROPRIATION SUMMARIES

<u>OTHER APPROPRIATIONS</u>	<u>FY 2010-11</u>	<u>FY 2011-12</u>	<u>FY 2012-13</u>
NON-DEPARTMENTAL	\$675,132	\$1,747,866	\$663,010
SPECIAL APPROPRIATIONS	237,200	286,000	302,330
DEBT SERVICE	660,880	635,200	710,530
CONTINGENCIES	<u>150,000</u>	<u>150,000</u>	<u>150,000</u>
TOTAL	\$1,723,212	\$2,819,066	\$1,825,870

CITY OF HENDERSONVILLE
 FISCAL YEAR 2012-13 BUDGET
 GENERAL FUND

NON-DEPARTMENTAL	FY 2011-12 BUDGET	FY 2012-13 MANAGER RECOMMEND	FY 2012-13 COUNCIL APPROVED
109619 500023 SAFETY PROGRAM	1,500.00	1,500.00	1,500.00
109619 500024 DRUG TESTING	3,000.00	3,000.00	3,000.00
109619 500028 EMPLOYEE ASSIST PROG	3,000.00	3,000.00	3,000.00
109619 500029 WELLNESS COMMITTEE	7,300.00	4,300.00	4,300.00
109619 500030 TUITION REIMBURSEMENT	3,000.00	3,000.00	3,000.00
109619 500031 EMPLOYEE EVENTS	11,500.00	11,500.00	11,500.00
109619 518500 STATE UNEMPLOYMNT INS	10,000.00	10,000.00	10,000.00
109619 518900 RETIREE INSURANCE	5,000.00	5,000.00	5,000.00
109619 519000 PROFESSIONAL SERVICES	10,000.00	10,000.00	10,000.00
109619 561100 CONTRIBUTION TO ESF	285,270.00	269,940.00	269,940.00
109619 561200 CONTRIBUTION TO WSF	100,880.00	100,880.00	100,880.00
109619 561400 CONTRIBUTION TO 7TH	23,390.00	38,080.00	38,080.00
109619 563500 MAIN STREET PROJECT	.00	.00	45,000.00
109619 575300 OPER TRAN TO CR FUND	1,100,266.00	.00	.00
109619 598880 CONTR TO H&W FUND	183,760.00	157,810.00	157,810.00
TOTAL APPROPRIATION NON-DEPARTMENTAL	1,747,866.00	618,010.00	663,010.00

CITY OF HENDERSONVILLE
 FISCAL YEAR 2012-13 BUDGET
 GENERAL FUND

SPECIAL APPROPRIATIONS	FY 2011-12 BUDGET	FY 2012-13 MANAGER RECOMMEND	FY 2012-13 COUNCIL APPROVED

SPECIAL APPROPRIATIONS			
109620 500012 TOTAL AMT REQUESTED	.00	272,242.00	.00
109620 500013 CHAMBER OF COMMERCE	10,000.00	.00	10,000.00
109620 500014 FLAT ROCK PLAYHOUSE	100,000.00	.00	100,000.00
109620 500015 MAYORS ADV COUNCIL	500.00	.00	500.00
109620 500016 HANDS ON GALLERY	50,000.00	.00	5,000.00
109620 500017 HEND CO RESCUE SQUAD	8,000.00	.00	8,000.00
109620 500018 HERITAGE MUSEUM	2,000.00	.00	5,000.00
109620 500019 HEND CO DISPUTE CENTR	500.00	.00	500.00
109620 500020 CONTR TO PUBLIC TRANS	79,800.00	.00	92,630.00
109620 500021 THE HEALING PLACE	1,500.00	.00	1,500.00
109620 500022 SISTER CITIES PROGRAM	500.00	.00	.00
109620 500023 MEDICAL LOAN CLOSET	1,000.00	.00	1,000.00
109620 500024 H'VILLE SYMPHONY	.00	.00	4,000.00
109620 500025 HEND CNTY PUB SCHOOLS	10,000.00	.00	10,000.00
109620 500026 TEAM ECCO	5,000.00	.00	5,000.00
109620 500027 BOYS & GIRLS CLUB	5,000.00	.00	10,000.00
109620 500028 CRIME STOPPERS	.00	.00	2,000.00
109620 523200 MAINSTAY PROGRAM	.00	.00	5,000.00
109620 541800 SHUFFLEBOARD CLUB	1,200.00	.00	1,200.00
109620 561300 MINERAL & LAP MUSEUM	.00	.00	5,000.00
109620 561500 MILLS RIVER P'SHIP	.00	.00	.00

CITY OF HENDERSONVILLE
 FISCAL YEAR 2012-13 BUDGET
 GENERAL FUND

SPECIAL APPROPRIATIONS	FY 2011-12 BUDGET	FY 2012-13 MANAGER RECOMMEND	FY 2012-13 COUNCIL APPROVED
109620 561600 P'SHIP ECON DEVELOPMT	11,000.00	.00	11,000.00
109620 561700 HENDERSON CO. AGRI-BU	.00	.00	5,000.00
109620 569200 COMM P'SHIP FOR PETS	.00	.00	5,000.00
109620 569500 H'VILLE LITTLE THETRE	.00	.00	15,000.00
 TOTAL APPROPRIATION SPECIAL APPROPRIATIONS	 286,000.00	 272,242.00	 302,330.00

CITY OF HENDERSONVILLE
 FISCAL YEAR 2012-13 BUDGET
 GENERAL FUND

DEBT SERVICE	FY 2011-12 BUDGET	FY 2012-13 MANAGER RECOMMEND	FY 2012-13 COUNCIL APPROVED
109621 573001 PRIN - MAIN ST LOAN	.00	66,400.00	66,400.00
109621 573008 PRIN- 2008 S/WALK BDS	100,000.00	100,000.00	100,000.00
109621 573098 PRIN- 1998 S/WALK BDS	90,000.00	90,000.00	90,000.00
109621 573303 PRIN- CITY HALL RENOV	233,350.00	233,350.00	233,350.00
109621 574001 INT - MAIN ST LOAN	.00	26,730.00	26,730.00
109621 574008 INT - 2008 S/WALK BDS	80,100.00	76,600.00	76,600.00
109621 574098 INT - 1998 S/WALK BDS	31,230.00	26,820.00	26,820.00
109621 574303 INT - CITY HALL RENOV	70,520.00	60,630.00	60,630.00
109621 575200 BANK SERVICE CHARGES	30,000.00	30,000.00	30,000.00
TOTAL APPROPRIATION DEBT SERVICE	635,200.00	710,530.00	710,530.00

CITY OF HENDERSONVILLE
 FISCAL YEAR 2012-13 BUDGET
 GENERAL FUND

CONTINGENCIES	FY 2011-12 BUDGET	FY 2012-13 MANAGER RECOMMEND	FY 2012-13 COUNCIL APPROVED

CONTINGENCIES			
109910 599100 CONTINGENCIES	150,000.00	150,000.00	150,000.00
TOTAL APPROPRIATION CONTINGENCIES	150,000.00	150,000.00	150,000.00

CITY OF HENDERSONVILLE

FY 2012-13 BUDGET

DOWNTOWN TAX DISTRICT

REVENUE SUMMARIES

<u>CATEGORY</u>	<u>FY 2010-11</u>	<u>FY 2011-12</u>	<u>FY 2012-13</u>
AD VALOREM TAXES	\$222,500	\$222,400	\$225,450
UNRESTRICTED REVENUE	100,600	100,600	100,600
INVESTMENT EARNINGS	<u>200</u>	<u>100</u>	<u>50</u>
SUBTOTAL	\$323,300	\$323,100	\$326,100
TRANSFER FROM GENERAL FUND	27,350	0	0
FUND BALANCE APPROPRIATED	<u>23,350</u>	<u>57,900</u>	<u>57,000</u>
TOTAL	<u>\$374,000</u>	<u>\$381,000</u>	<u>\$383,100</u>

revsum1

CITY OF HENDERSONVILLE
 FISCAL YEAR 2012-13 BUDGET
 DOWNTOWN TAX DISTRICT

	FY 2011-12 BUDGET	FY 2012-13 MANAGER RECOMMEND	FY 2012-13 COUNCIL APPROVED
200010 410000 TAX REFUNDS	-100.00	-100.00	-100.00
200010 411100 TAX LATE LIST AFTER 2	100.00	100.00	100.00
200010 411200 PRIOR YEAR TAXES	.00	.00	.00
200010 411300 TAX LL PRIOR 2008, AD	500.00	500.00	500.00
200010 420100 2001 AD VAL TAX - R/P	.00	.00	.00
200010 420101 AD VAL TAX - MTR VEHS	2,000.00	2,000.00	2,000.00
200010 420200 2002 AD VAL TAX - R/P	.00	.00	.00
200010 420300 2003 AD VAL TAX - R/P	.00	.00	.00
200010 420400 2004 AD VAL TAX - R/P	.00	.00	.00
200010 420500 2005 AD VAL TAX - R/P	.00	.00	.00
200010 420600 2006 AD VAL TAX - R/P	.00	50.00	50.00
200010 420700 2007 AD VAL TAX - R/P	50.00	50.00	50.00
200010 420800 2008 AD VAL TAX - R/P	100.00	100.00	100.00
200010 420900 2009 AD VAL TAX - R/P	250.00	250.00	250.00
200010 421000 2010 AD VAL TAX - R/P	500.00	500.00	500.00
200010 421100 2011 AD VAL TAX-R/P	219,000.00	1,000.00	1,000.00
200010 421200 2012 AS VAL TAX - R/P	.00	221,000.00	221,000.00
200030 432300 S&U TAX REIMBURSEMENT	100,600.00	100,600.00	100,600.00
200070 483100 INTEREST INCOME	100.00	50.00	50.00
200080 443900 MISCELLANEOUS INCOME	.00	.00	.00
200090 498210 OPER TRANS FR GEN FD	.00	.00	.00
200090 499200 FUND BALANCE APPROP	57,900.00	57,000.00	57,000.00
TOTAL REVENUE	381,000.00	383,100.00	383,100.00

CITY OF HENDERSONVILLE

FY 2012-13 BUDGET

DOWNTOWN TAX DISTRICT

APPROPRIATION SUMMARIES

<u>DEPARTMENTAL</u>	<u>FY 2010-11</u>	<u>FY 2011-12</u>	<u>FY 2012-13</u>
PERSONNEL COSTS	\$0	\$0	\$62,450
OPERATING COSTS	245,000	247,000	315,650
CAPITAL OUTLAY	<u>129,000</u>	<u>134,000</u>	<u>5,000</u>
TOTAL	<u>\$374,000</u>	<u>\$381,000</u>	<u>\$383,100</u>
 BUDGETED POSITIONS	 0	 1	 1

depsum11

CITY OF HENDERSONVILLE
 FISCAL YEAR 2012-13 BUDGET
 DOWNTOWN TAX DISTRICT

DOWNTOWN TAX DISTRICT	FY 2011-12 BUDGET	FY 2012-13 MANAGER RECOMMEND	FY 2012-13 COUNCIL APPROVED
204750 512100 SALARIES & WAGES-REG	45,000.00	48,970.00	48,970.00
204750 518100 FICA TAX EXPENSE	3,450.00	3,750.00	3,750.00
204750 518200 RETIREMENT EXPENSE	3,100.00	3,310.00	3,310.00
204750 518300 GROUP MED & LIFE INS	4,730.00	4,970.00	4,970.00
204750 518600 WORKER'S COMP INS	1,450.00	1,450.00	1,450.00
204750 519000 PROFESSIONAL SERVICES	.00	2,000.00	2,000.00
204750 519100 AUDIT FEES	1,000.00	1,000.00	1,000.00
204750 526000 OFFICE SUPPLIES	1,000.00	1,000.00	1,000.00
204750 529900 SUPPLIES & MATERIALS	24,000.00	19,000.00	19,000.00
204750 532100 TELEPHONE	800.00	800.00	800.00
204750 532500 POSTAGE	600.00	600.00	600.00
204750 533000 UTILITIES	14,000.00	14,000.00	14,000.00
204750 537000 ADVERTISING	47,800.00	27,500.00	27,500.00
204750 539400 TRAVEL	300.00	750.00	750.00
204750 539500 TRAINING	1,200.00	750.00	750.00
204750 549100 DUES & SUBSCRIPTIONS	570.00	750.00	750.00
204750 553000 CAP OUTLAY-NON DEPREC	.00	5,000.00	5,000.00
204750 560300 MAIN ST CO-OP GRT PRG	.00	4,500.00	4,500.00
204750 561600 MAIN ST SPEC EVENTS	2,000.00	13,000.00	13,000.00
204750 569000 CONTRACTED SERVICES	134,000.00	134,000.00	134,000.00
204750 575320 OPER TRAN TO GEN FD	100,000.00	100,000.00	100,000.00
204750 598400 REIMB PUB WORKS DEPT	-4,000.00	-4,000.00	-4,000.00
TOTAL APPROPRIATION DOWNTOWN TAX DISTRICT	381,000.00	383,100.00	383,100.00

CITY OF HENDERSONVILLE

FY 2012-13 BUDGET

SEVENTH AVENUE TAX DISTRICT

REVENUE SUMMARIES

<u>CATEGORY</u>	<u>FY 2010-11</u>	<u>FY 2011-12</u>	<u>FY 2012-13</u>
AD VALOREM TAXES	\$8,350	\$11,900	\$11,700
UNRESTRICTED REVENUE	2,500	2,500	2,500
INVESTMENT EARNINGS	<u>0</u>	<u>0</u>	<u>0</u>
SUBTOTAL	\$10,850	\$14,400	\$14,200
TRANSFER FROM GENERAL FUND	24,690	23,390	38,080
FUND BALANCE APPROPRIATED	<u>0</u>	<u>0</u>	<u>0</u>
TOTAL	<u>\$35,540</u>	<u>\$37,790</u>	<u>\$52,280</u>

revsum|a

CITY OF HENDERSONVILLE
 FISCAL YEAR 2012-13 BUDGET
 SEVENTH AVENUE DISTRICT

	FY 2011-12 BUDGET	FY 2012-13 MANAGER RECOMMEND	FY 2012-13 COUNCIL APPROVED
210010 411100 TAX LATE LIST AFTER 2	50.00	50.00	50.00
210010 411300 TAX LL PRIOR 2008, AD	100.00	100.00	100.00
210010 420101 AD VAL TAX - MTR VEHS	500.00	500.00	500.00
210010 420200 2002 AD VAL TAX - R/P	.00	.00	.00
210010 420300 2003 AD VAL TAX - R/P	.00	.00	.00
210010 420400 2004 AD VAL TAX - R/P	.00	.00	.00
210010 420500 2005 AD VAL TAX - R/P	.00	.00	.00
210010 420600 2006 AD VAL TAX - R/P	.00	.00	.00
210010 420700 2007 AD VAL TAX - R/P	50.00	.00	.00
210010 420800 2008 AD VAL TAX - R/P	50.00	50.00	50.00
210010 420900 2009 AD VAL TAX - R/P	50.00	50.00	50.00
210010 421000 2010 AD VAL TAX - R/P	100.00	50.00	50.00
210010 421100 2011 AD VAL TAX - R/P	11,000.00	.00	.00
210010 421200 2012 AS VAL TAX-R/P	.00	10,900.00	10,900.00
210030 432300 S&U TAX REIMBURSEMENT	2,500.00	2,500.00	2,500.00
210070 483100 INTEREST INCOME	.00	.00	.00
210080 443900 MISCELLANEOUS INCOME	.00	.00	.00
210090 498210 OPER TRANS FR GEN FD	23,390.00	38,080.00	38,080.00
210090 499200 FUND BALANCE APPROP	.00	.00	.00
TOTAL REVENUE	37,790.00	52,280.00	52,280.00

CITY OF HENDERSONVILLE

FY 2012-13 BUDGET

SEVENTH AVENUE TAX DISTRICT

APPROPRIATION SUMMARIES

<u>DEPARTMENTAL</u>	<u>FY 2010-11</u>	<u>FY 2011-12</u>	<u>FY 2012-13</u>
PERSONNEL COSTS	\$0	\$0	\$0
OPERATING COSTS	35,040	37,790	40,280
CAPITAL OUTLAY	<u>0</u>	<u>0</u>	<u>12,000</u>
TOTAL	<u>\$35,040</u>	<u>\$37,790</u>	<u>\$52,280</u>

depsuml 1a

CITY OF HENDERSONVILLE
 FISCAL YEAR 2012-13 BUDGET
 SEVENTH AVENUE DISTRICT

SEVENTH AVENUE DISTRICT	FY 2011-12 BUDGET	FY 2012-13 MANAGER RECOMMEND	FY 2012-13 COUNCIL APPROVED
214751 529900 SUPPLIES & MATERIALS	2,500.00	2,500.00	2,500.00
214751 533900 STREET/TRAFFIC LIGHTS	7,500.00	7,500.00	7,500.00
214751 553000 CAP OUTLAY-NON DEPREC	1,750.00	.00	.00
214751 559900 CAP OUTLAY-OTR IMPMTS	.00	12,000.00	12,000.00
214751 560500 7TH AVE DEVELOP PROGM	26,040.00	30,280.00	30,280.00
214751 569000 CONTRACTED SERVICES	.00	.00	.00
TOTAL APPROPRIATION SEVENTH AVENUE DISTRICT	37,790.00	52,280.00	52,280.00

CITY OF HENDERSONVILLE

FY 2012-13 BUDGET

CAPITAL RESERVE FUND

REVENUE SUMMARIES

<u>DEPARTMENTAL</u>	<u>FY 2010-11</u>	<u>FY 2011-12</u>	<u>FY 2012-13</u>
INTEREST INCOME - GENERAL FUND	\$10,000	\$500	\$1,000
INTEREST INCOME - WATER & SEWER	<u>1,000</u>	<u>500</u>	<u>1,000</u>
TOTAL	<u>\$11,000</u>	<u>\$1,000</u>	<u>\$2,000</u>

depsum10a

CITY OF HENDERSONVILLE

FY 2012-13 BUDGET

CAPITAL RESERVE FUND

APPROPRIATION SUMMARIES

<u>DEPARTMENTAL</u>	<u>FY 2010-11</u>	<u>FY 2011-12</u>	<u>FY 2012-13</u>
TRANSFER TO GENERAL FUND	(313,360)	(303,870)	(293,370)
TRANSFER TO WATER & SEWER	(345,000)	(300,000)	0
TRANSFER FROM WATER & SEWER	550,000	550,000	550,000
FUND BALANCE - GENERAL FUND	(98,140)	(97,930)	292,370
FUND BALANCE - WATER & SEWER	<u>205,500</u>	<u>150,800</u>	<u>(550,000)</u>
TOTAL	<u>(\$1,000)</u>	<u>(\$1,000)</u>	<u>(\$1,000)</u>

depsum10b

CITY OF HENDERSONVILLE
 FISCAL YEAR 2012-13 BUDGET
 CAPITAL RESERVE FUND - G/F

	FY 2011-12 BUDGET	FY 2012-13 MANAGER RECOMMEND	FY 2012-13 COUNCIL APPROVED
250070 483100 INTEREST INCOME - G/F	500.00	.00	.00
250070 483103 INT INC - 1ST CITIZEN	500.00	1,000.00	1,000.00
TOTAL REVENUE	1,000.00	1,000.00	1,000.00
250090 498010 OPER TRANS TO GEN FD	303,870.00	293,370.00	293,370.00
250090 498038 OPER TRANS TO MAIN ST	928,381.00	.00	.00
250090 498059 OPER TRANS TO FUND 59	.00	.00	.00
250090 498210 OPER TRANS FR GEN FD	-1,100,266.00	.00	.00
250090 499200 FUND BAL APPROP - G/F	-131,985.00	-293,370.00	-293,370.00
TOTAL REVENUE	.00	.00	.00
259621 575200 BANK SERVICE CHARGES	1,000.00	1,000.00	1,000.00
TOTAL REVENUE	1,000.00	1,000.00	1,000.00

CITY OF HENDERSONVILLE
 FISCAL YEAR 2012-13 BUDGET
 CAPITAL RESERVE FUND - W/S

	FY 2011-12 BUDGET	FY 2012-13 MANAGER RECOMMEND	FY 2012-13 COUNCIL APPROVED
660070 483103 INT INC - 1ST CITIZEN	800.00	.00	800.00
660070 483160 INTEREST INCOME - W/S	200.00	.00	200.00
TOTAL REVENUE	1,000.00	.00	1,000.00
660090 498060 OPER TRANS TO W/S FD	300,000.00	.00	.00
660090 498260 OPER TRANS FR W/S FD	-550,000.00	.00	-550,000.00
660090 499200 FUND BAL APPROP - W/S	250,800.00	.00	550,800.00
TOTAL REVENUE	800.00	.00	800.00
669621 575200 BANK SERVICE CHARGES	200.00	.00	200.00
TOTAL REVENUE	200.00	.00	200.00

CITY OF HENDERSONVILLE

FY 2012-13 BUDGET

WATER & SEWER FUND

REVENUE SUMMARIES

<u>CATEGORY</u>	<u>FY 2010-11</u>	<u>FY 2011-12</u>	<u>FY 2012-13</u>
WATER SALES	\$8,501,000	\$8,700,500	\$8,850,500
SEWER CHARGES	4,080,000	4,275,000	4,325,000
WATER PERMITS & FEES	333,500	349,500	384,000
SEWER PERMITS & FEES	99,000	143,000	210,000
INVESTMENT EARNINGS	17,600	20,000	15,000
MISCELLANEOUS INCOME	<u>8,300</u>	<u>8,000</u>	<u>11,500</u>
SUBTOTAL	\$13,039,400	\$13,496,000	\$13,796,000
FUND BALANCE APPROPRIATED	437,110	751,870	1,022,740
FUND BAL - RAW WATER INTAKE	1,170,120	0	0
OPERATING TRANSFERS	<u>445,880</u>	<u>400,880</u>	<u>100,880</u>
TOTAL	<u>\$15,092,510</u>	<u>\$14,648,750</u>	<u>\$14,919,620</u>

revsum2

CITY OF HENDERSONVILLE
 FISCAL YEAR 2012-13 BUDGET
 WATER AND SEWER FUND

	FY 2011-12 BUDGET	FY 2012-13 MANAGER RECOMMEND	FY 2012-13 COUNCIL APPROVED
600012 451100 WATER SALES - GENERAL	8,700,000.00	9,000,000.00	8,850,000.00
600012 451200 WATER SALES - MISCELL	500.00	500.00	500.00
600013 451300 SEWER CHARGES	4,200,000.00	4,300,000.00	4,250,000.00
600013 451400 SEPTIC TANK DISPOSAL	75,000.00	75,000.00	75,000.00
600050 445200 WATER PERMITS & FEES	4,000.00	6,000.00	6,000.00
600050 452100 WATER TAP FEES	95,000.00	95,000.00	95,000.00
600050 452200 WATER CUSTOMER PART	2,000.00	2,000.00	2,000.00
600050 452300 RECONNECT SERVICE CHG	45,000.00	50,000.00	50,000.00
600050 452400 TURN ON SERVICE CHG	40,000.00	40,000.00	40,000.00
600050 452500 WATER SYS DEV CHARGES	130,000.00	150,000.00	150,000.00
600050 452600 BRIGHTWATER FEES	33,500.00	41,000.00	41,000.00
600055 453000 SEWER PERMITS & FEES	2,000.00	2,000.00	2,000.00
600055 453100 SEWER TAP FEES	15,000.00	15,000.00	15,000.00
600055 453200 SEWER CUSTOMER PART	1,000.00	.00	.00
600055 453300 SEWER BILLING SERVICE	10,000.00	10,000.00	10,000.00
600055 453400 SEWER SURCHARGES	10,000.00	8,000.00	8,000.00
600055 453500 SEWER SYS DEV CHARGES	100,000.00	170,000.00	170,000.00
600055 453600 SWR PRETREAT COST REC	5,000.00	5,000.00	5,000.00
600070 483100 INTEREST INCOME	20,000.00	15,000.00	15,000.00
600070 483102 INT INCOME-SWEEP ACCT	.00	.00	.00
600080 443660 SALE OF F/ASSETS-W/S	2,500.00	5,000.00	5,000.00
600080 443800 DISCOUNTS EARNED	500.00	500.00	500.00

CITY OF HENDERSONVILLE
 FISCAL YEAR 2012-13 BUDGET
 WATER AND SEWER FUND

	FY 2011-12 BUDGET	FY 2012-13 MANAGER RECOMMEND	FY 2012-13 COUNCIL APPROVED
600080 443900 MISCELLANEOUS INCOME	14,400.00	5,000.00	5,000.00
600080 444000 INSURANCE SETTLEMENTS	.00	.00	.00
600080 444400 RENTAL INCOME	.00	1,000.00	1,000.00
600090 498209 RURAL CENTER GRANT	.00	.00	.00
600090 498210 OPER TRANS FR GEN FD	100,800.00	100,880.00	100,880.00
600090 499100 PROCEEDS OF DEBT	.00	.00	.00
600090 499200 FUND BALANCE APPROP	1,087,377.00	822,740.00	1,022,740.00
600090 499201 FUND BAL - WTP RENOV	.00	.00	.00
600090 499202 FUND BAL - RAW WATER	.00	.00	.00
600090 499800 OPER TRANS FR CR FUND	300,000.00	.00	.00
TOTAL REVENUE	14,993,577.00	14,919,620.00	14,919,620.00

CITY OF HENDERSONVILLE

FY 2012-13 BUDGET

WATER & SEWER FUND

APPROPRIATION SUMMARIES

<u>DEPARTMENTAL</u>	<u>FY 2010-11</u>	<u>FY 2011-12</u>	<u>FY 2012-13</u>
PERSONNEL COSTS	\$4,063,970	\$4,065,330	\$4,067,820
OPERATING COSTS	3,915,150	3,971,220	3,882,600
CAPITAL OUTLAY	<u>1,977,640</u>	<u>2,861,000</u>	<u>3,263,430</u>
SUBTOTAL	\$9,956,760	\$10,897,550	\$11,213,850
NON-DEPARTMENTAL	2,352,510	1,103,030	1,220,580
DEBT SERVICE	2,583,240	2,448,090	2,285,190
CONTINGENCIES	<u>200,000</u>	<u>200,000</u>	<u>200,000</u>
TOTAL	<u>\$15,092,510</u>	<u>\$14,648,670</u>	<u>\$14,919,620</u>
 BUDGETED POSITIONS	 68	 68	 69

depsum24

CITY OF HENDERSONVILLE

FY 2012-13 BUDGET

WATER & SEWER ADMINISTRATION

APPROPRIATION SUMMARIES

<u>DEPARTMENTAL</u>	<u>FY 2010-11</u>	<u>FY 2011-12</u>	<u>FY 2012-13</u>
PERSONNEL COSTS	\$215,730	\$241,990	\$274,920
OPERATING COSTS	127,250	151,210	112,800
CAPITAL OUTLAY	<u>0</u>	<u>0</u>	<u>0</u>
TOTAL	\$342,980	\$393,200	\$387,720
 BUDGETED POSITIONS	 3	 3	 4

depsum12

CITY OF HENDERSONVILLE
 FISCAL YEAR 2012-13 BUDGET
 WATER AND SEWER FUND

WATER & SEWER ADMINISTRATION	FY 2011-12 BUDGET	FY 2012-13 MANAGER RECOMMEND	FY 2012-13 COUNCIL APPROVED
607110 512100 SALARIES & WAGES-REG	175,500.00	223,210.00	223,210.00
607110 512600 SALARIES & WAGES-TEMP	23,800.00	.00	.00
607110 518100 FICA TAX EXPENSE	13,400.00	16,570.00	16,570.00
607110 518200 RETIREMENT EXPENSE	11,100.00	15,150.00	15,150.00
607110 518300 GROUP MED & LIFE INS	14,190.00	14,990.00	14,990.00
607110 518600 WORKER'S COMP INS	4,000.00	5,000.00	5,000.00
607110 519000 PROF SERVICES	70,000.00	30,000.00	30,000.00
607110 519400 PROF SERVICES-ENGRING	18,000.00	.00	.00
607110 521100 JANITORIAL SUPPLIES	6,500.00	6,500.00	6,500.00
607110 521200 UNIFORMS	100.00	100.00	100.00
607110 525100 GASOLINE & DIESEL	1,000.00	1,000.00	1,000.00
607110 526000 OFFICE SUPPLIES	3,000.00	3,000.00	3,000.00
607110 529900 SUPPLIES & MATERIALS	500.00	500.00	500.00
607110 532100 TELEPHONE	2,000.00	1,000.00	1,000.00
607110 532500 POSTAGE	300.00	300.00	300.00
607110 533000 UTILITIES	40,000.00	36,000.00	36,000.00
607110 535100 R & M - BUILDINGS	3,000.00	3,000.00	3,000.00
607110 535200 R & M - EQUIPMENT	500.00	6,100.00	6,100.00
607110 535300 R & M -AUTO/TRUCKS	750.00	500.00	500.00
607110 537000 ADVERTISING	1,000.00	1,000.00	1,000.00
607110 539400 TRAVEL	2,000.00	2,500.00	2,500.00
607110 539500 TRAINING	800.00	1,200.00	1,200.00

CITY OF HENDERSONVILLE
 FISCAL YEAR 2012-13 BUDGET
 WATER AND SEWER FUND

WATER & SEWER ADMINISTRATION	FY 2011-12 BUDGET	FY 2012-13 MANAGER RECOMMEND	FY 2012-13 COUNCIL APPROVED
607110 545600 LIAB/PROP INS & BONDS	1,400.00	1,400.00	1,400.00
607110 549100 DUES & SUBSCRIPTIONS	250.00	200.00	200.00
607110 553000 CAP OUTLAY-NON DEPREC	.00	.00	.00
607110 555000 CAP OUTLAY-OTR EQUIP	.00	.00	.00
607110 569000 CONTRACTED SERVICES	28,800.00	33,500.00	33,500.00
607110 595800 CUSTOMER PARTICIPATE	-14,000.00	.00	.00
607110 598010 DEPARTMENTAL CHGS-G/F	-14,690.00	-15,000.00	-15,000.00
TOTAL APPROPRIATION WATER & SEWER ADMINISTRATION	393,200.00	387,720.00	387,720.00

CITY OF HENDERSONVILLE

FY 2012-13 BUDGET

WATER & SEWER FINANCE

APPROPRIATION SUMMARIES

<u>DEPARTMENTAL</u>	<u>FY 2010-11</u>	<u>FY 2011-12</u>	<u>FY 2012-13</u>
PERSONNEL COSTS	\$478,410	\$460,700	\$469,900
OPERATING COSTS	396,200	396,200	395,200
CAPITAL OUTLAY	<u>2,000</u>	<u>2,000</u>	<u>2,000</u>
TOTAL	\$876,610	\$858,900	\$867,100

depsum13

CITY OF HENDERSONVILLE
 FISCAL YEAR 2012-13 BUDGET
 WATER AND SEWER FUND

W & S FINANCE	FY 2011-12 BUDGET	FY 2012-13 MANAGER RECOMMEND	FY 2012-13 COUNCIL APPROVED
607113 519000 PROFESSIONAL SERVICES	30,000.00	30,000.00	30,000.00
607113 519100 PROF SERVICES - AUDIT	20,000.00	21,000.00	21,000.00
607113 526000 OFFICE SUPPLIES	110,000.00	110,000.00	110,000.00
607113 532100 TELEPHONE	3,000.00	3,000.00	3,000.00
607113 532500 POSTAGE	145,000.00	145,000.00	145,000.00
607113 535200 R & M - EQUIPMENT	4,500.00	2,500.00	2,500.00
607113 539400 TRAVEL	200.00	200.00	200.00
607113 539500 TRAINING	3,000.00	3,000.00	3,000.00
607113 545600 LIAB/PROP INS & BONDS	3,000.00	3,000.00	3,000.00
607113 549200 UNCOLLECTIBLE ACCOUNT	30,000.00	30,000.00	30,000.00
607113 549300 CASH SHORT/OVER	500.00	500.00	500.00
607113 553000 CAP OUTLAY-NON DEPREC	2,000.00	2,000.00	2,000.00
607113 569000 CONTRACTED SERVICES	2,000.00	2,000.00	2,000.00
607113 598800 DEPT CHGS - PERSONNEL	460,700.00	469,900.00	469,900.00
607113 598801 DEPT CHGS - OPERATING	45,000.00	45,000.00	45,000.00
TOTAL APPROPRIATION W & S FINANCE	858,900.00	867,100.00	867,100.00

CITY OF HENDERSONVILLE

FY 2012-13 BUDGET

FACILITIES MAINTENANCE

APPROPRIATION SUMMARIES

<u>DEPARTMENTAL</u>	<u>FY 2010-11</u>	<u>FY 2011-12</u>	<u>FY 2012-13</u>
PERSONNEL COSTS	\$403,450	\$366,410	\$380,420
OPERATING COSTS	420,000	449,100	466,700
CAPITAL OUTLAY	<u>288,640</u>	<u>341,000</u>	<u>443,700</u>
TOTAL	\$1,112,090	\$1,156,510	\$1,290,820
 BUDGETED POSITIONS	 6	 6	 6

depsum16

CITY OF HENDERSONVILLE
FISCAL YEAR 2012-13 BUDGET
WATER AND SEWER FUND

FACILITIES MAINTENANCE	FY 2011-12 BUDGET	FY 2012-13 MANAGER RECOMMEND	FY 2012-13 COUNCIL APPROVED
607123 512100 SALARIES & WAGES-REG	272,000.00	281,790.00	281,790.00
607123 512200 SALARIES & WAGES-O/T	9,000.00	10,100.00	10,100.00
607123 518100 FICA TAX EXPENSE	20,500.00	21,210.00	21,210.00
607123 518200 RETIREMENT EXPENSE	18,500.00	19,190.00	19,190.00
607123 518300 GROUP MED & LIFE INS	28,380.00	29,800.00	29,800.00
607123 518600 WORKER'S COMP INS	12,000.00	12,000.00	12,000.00
607123 518900 RETIREE INSURANCE	6,030.00	6,330.00	6,330.00
607123 519000 PROFESSIONAL SERVICES	500.00	500.00	500.00
607123 521200 UNIFORMS	2,600.00	2,200.00	2,200.00
607123 525100 GASOLINE & DIESEL	11,400.00	12,000.00	12,000.00
607123 529900 SUPPLIES & MATERIALS	16,000.00	16,000.00	16,000.00
607123 532100 TELEPHONE	.00	.00	.00
607123 533000 UTILITIES	225,000.00	210,000.00	210,000.00
607123 535100 R & M - BUILDINGS	5,600.00	5,500.00	5,500.00
607123 535200 R & M - EQUIPMENT	40,000.00	40,000.00	40,000.00
607123 535300 R & M - AUTO/TRUCKS	10,000.00	8,000.00	8,000.00
607123 539400 TRAVEL	500.00	500.00	500.00
607123 539500 TRAINING	1,000.00	1,000.00	1,000.00
607123 543900 RENT - EQUIPMENT	4,000.00	4,000.00	4,000.00
607123 545600 LIAB/PROP INS & BONDS	10,500.00	10,500.00	10,500.00
607123 549100 DUES & SUBSCRIPTIONS	1,000.00	1,500.00	1,500.00
607123 553000 CAP OUTLAY-NON DEPREC	.00	1,700.00	1,700.00

CITY OF HENDERSONVILLE
 FISCAL YEAR 2012-13 BUDGET
 WATER AND SEWER FUND

FACILITIES MAINTENANCE	FY 2011-12 BUDGET	FY 2012-13 MANAGER RECOMMEND	FY 2012-13 COUNCIL APPROVED
607123 554000 CAP OUTLAY-MTR VEHS	.00	64,000.00	64,000.00
607123 555000 CAP OUTLAY-OTR EQUIP	41,000.00	73,000.00	73,000.00
607123 556000 CAP OUTLAY-MTRZED EQ	.00	.00	.00
607123 559900 CAP OUTLAY-OTHER IMPR	300,000.00	305,000.00	305,000.00
607123 569000 CONTRACTED SERVICES	80,000.00	75,000.00	75,000.00
607123 595600 ISSUES FROM INVENTORY	21,000.00	60,000.00	60,000.00
607123 595800 CUSTOMER PARTICIPATE	20,000.00	20,000.00	20,000.00
 TOTAL APPROPRIATION FACILITIES MAINTENANCE	 1,156,510.00	 1,290,820.00	 1,290,820.00

CITY OF HENDERSONVILLE

FY 2012-13 BUDGET

WATER TREATMENT PLANT

APPROPRIATION SUMMARIES

<u>DEPARTMENTAL</u>	<u>FY 2010-11</u>	<u>FY 2011-12</u>	<u>FY 2012-13</u>
PERSONNEL COSTS	\$569,520	\$552,730	\$566,530
OPERATING COSTS	884,500	1,006,400	926,500
CAPITAL OUTLAY	<u>399,000</u>	<u>328,985</u>	<u>325,400</u>
TOTAL	\$1,853,020	\$1,888,115	\$1,818,430
BUDGETED POSITIONS	11	11	11

depsum17

CITY OF HENDERSONVILLE
 FY 2012-13 BUDGET REQUEST
 WATER AND SEWER FUND

	FY 2011-12 BUDGET	FY 2012-13 MANAGER RECOMMEND	FY 2012-13 COUNCIL APPROVED
607124 512100 SALARIES & WAGES-REG	415,500.00	425,210.00	425,210.00
607124 512200 SALARIES & WAGES-O/T	8,000.00	8,080.00	8,080.00
607124 518100 FICA TAX EXPENSE	31,400.00	32,320.00	32,320.00
607124 518200 RETIREMENT EXPENSE	28,300.00	28,790.00	28,790.00
607124 518300 GROUP MED & LIFE INS	52,030.00	54,630.00	54,630.00
607124 518600 WORKER'S COMP INS	17,500.00	17,500.00	17,500.00
607124 519000 PROFESSIONAL SERVICES	500.00	500.00	500.00
607124 519400 PROF SERVICES-ENGRING	20,000.00	1,000.00	1,000.00
607124 521100 JANITORIAL SUPPLIES	3,000.00	3,000.00	3,000.00
607124 521200 UNIFORMS	4,500.00	4,000.00	4,000.00
607124 523000 MEDICAL SUPPLIES	200.00	200.00	200.00
607124 525100 GASOLINE & DIESEL	4,800.00	4,800.00	4,800.00
607124 526000 OFFICE SUPPLIES	2,000.00	2,000.00	2,000.00
607124 526100 LABORATORY SUPPLIES	31,000.00	34,000.00	34,000.00
607124 529000 CHEMICALS	400,000.00	375,000.00	375,000.00
607124 529900 SUPPLIES & MATERIALS	28,000.00	30,000.00	30,000.00
607124 532100 TELEPHONE	4,000.00	4,500.00	4,500.00
607124 532500 POSTAGE	500.00	500.00	500.00
607124 533000 UTILITIES	340,000.00	300,000.00	300,000.00
607124 535100 R & M - BUILDINGS	17,000.00	20,000.00	20,000.00
607124 535200 R & M - EQUIPMENT	80,000.00	70,000.00	70,000.00
607124 535300 R & M - AUTO/TRUCKS	3,500.00	4,000.00	4,000.00

CITY OF HENDERSONVILLE
 FY 2012-13 BUDGET REQUEST
 WATER AND SEWER FUND

	FY 2011-12 BUDGET	FY 2012-13 MANAGER RECOMMEND	FY 2012-13 COUNCIL APPROVED
607124 539400 TRAVEL	1,500.00	2,000.00	2,000.00
607124 539500 TRAINING & TRAVEL	3,000.00	3,500.00	3,500.00
607124 545600 LIAB/PROP INS & BONDS	14,200.00	14,200.00	14,200.00
607124 549100 DUES & SUBSCRIPTIONS	7,200.00	8,300.00	8,300.00
607124 553000 CAP OUTLAY-NON DEPREC	.00	.00	.00
607124 554000 CAP OUTLAY-MOTOR VEHS	55,985.00	.00	.00
607124 555000 CAP OUTLAY-OTR EQUIP	14,000.00	320,000.00	320,000.00
607124 559900 CAP OUTLAY-OTR IMPMTS	259,000.00	5,400.00	5,400.00
607124 569000 CONTRACTED SERVICES	40,000.00	40,000.00	40,000.00
607124 569100 SLUDGE MANAGEMENT	1,500.00	5,000.00	5,000.00
TOTAL APPROPRIATION	1,888,115.00	1,818,430.00	1,818,430.00

CITY OF HENDERSONVILLE

FY 2012-13 BUDGET

SHOP OPERATIONS

APPROPRIATION SUMMARIES

<u>DEPARTMENTAL</u>	<u>FY 2010-11</u>	<u>FY 2011-12</u>	<u>FY 2012-13</u>
PERSONNEL COSTS	\$670,750	\$633,720	\$708,670
OPERATING COSTS	119,400	130,900	127,900
CAPITAL OUTLAY	<u>0</u>	<u>87,682</u>	<u>17,730</u>
TOTAL	\$790,150	\$852,302	\$854,300
BUDGETED POSITIONS	14	14	15

depsum18

CITY OF HENDERSONVILLE
 FISCAL YEAR 2012-13 BUDGET
 WATER AND SEWER FUND

SHOP OPERATIONS CENTER	FY 2011-12 BUDGET	FY 2012-13 MANAGER RECOMMEND	FY 2012-13 COUNCIL APPROVED
607125 512100 SALARIES & WAGES-REG	484,000.00	541,300.00	541,300.00
607125 512200 SALARIES & WAGES-O/T	2,500.00	.00	.00
607125 518100 FICA TAX EXPENSE	32,000.00	41,410.00	41,410.00
607125 518200 RETIREMENT EXPENSE	29,000.00	36,920.00	36,920.00
607125 518300 GROUP MED & LIFE INS	66,220.00	67,040.00	67,040.00
607125 518600 WORKER'S COMP INS	20,000.00	22,000.00	22,000.00
607125 518900 RETIREE INSURANCE	.00	.00	.00
607125 519000 PROFESSIONAL SERVICES	900.00	900.00	900.00
607125 521200 UNIFORMS	5,300.00	5,500.00	5,500.00
607125 523000 MEDICAL SUPPLIES	1,000.00	.00	.00
607125 525100 GASOLINE & DIESEL	27,000.00	29,000.00	29,000.00
607125 526000 OFFICE SUPPLIES	3,500.00	3,500.00	3,500.00
607125 529900 SUPPLIES & MATERIALS	16,000.00	16,000.00	16,000.00
607125 532100 TELEPHONE	24,000.00	22,500.00	22,500.00
607125 533000 UTILITIES	.00	.00	.00
607125 535100 R & M - BUILDINGS	.00	.00	.00
607125 535200 R & M - EQUIPMENT	5,000.00	5,000.00	5,000.00
607125 535300 R & M - AUTO/TRUCKS	20,000.00	20,000.00	20,000.00
607125 539400 TRAVEL	1,500.00	2,000.00	2,000.00
607125 539500 TRAINING	2,500.00	3,500.00	3,500.00
607125 545600 LIAB/PROP INS & BONDS	7,700.00	7,700.00	7,700.00
607125 549100 DUES & SUBSCRIPTIONS	11,300.00	11,300.00	11,300.00

CITY OF HENDERSONVILLE
 FISCAL YEAR 2012-13 BUDGET
 WATER AND SEWER FUND

SHOP OPERATIONS CENTER	FY 2011-12 BUDGET	FY 2012-13 MANAGER RECOMMEND	FY 2012-13 COUNCIL APPROVED
607125 552000 CAP OUTLAY-DP EQUIP	.00	.00	.00
607125 553000 CAP OUTLAY-NON DEPREC	.00	16,230.00	16,230.00
607125 554000 CAP OUTLAY-MTR VEHS	87,682.00	.00	.00
607125 555000 CAP OUTLAY-OTR EQUIP	.00	1,500.00	1,500.00
607125 569000 CONTRACTED SERVICES	5,200.00	1,000.00	1,000.00
TOTAL APPROPRIATION SHOP OPERATIONS CENTER	852,302.00	854,300.00	854,300.00

CITY OF HENDERSONVILLE

FY 2012-13 BUDGET

WATER MAINTENANCE & CONSTRUCTION

APPROPRIATION SUMMARIES

<i><u>DEPARTMENTAL</u></i>	<i><u>FY 2010-11</u></i>	<i><u>FY 2011-12</u></i>	<i><u>FY 2012-13</u></i>
PERSONNEL COSTS	\$688,730	\$638,120	\$620,540
OPERATING COSTS	610,650	678,100	688,200
CAPITAL OUTLAY	<u>1,309,000</u>	<u>1,723,640</u>	<u>104,600</u>
TOTAL	\$2,608,380	\$3,039,860	\$1,413,340

BUDGETED POSITIONS	14	14	13
-----------------------	----	----	----

depsum19

CITY OF HENDERSONVILLE
 FISCAL YEAR 2012-13 BUDGET
 WATER AND SEWER FUND

WATER MAINTENANCE & CONSTRUCTN	FY 2011-12 BUDGET	FY 2012-13 MANAGER RECOMMEND	FY 2012-13 COUNCIL APPROVED
607126 512100 SALARIES & WAGES-REG	447,200.00	444,400.00	444,400.00
607126 512200 SALARIES & WAGES-O/T	36,500.00	30,300.00	30,300.00
607126 518100 FICA TAX EXPENSE	36,000.00	32,380.00	32,380.00
607126 518200 RETIREMENT EXPENSE	32,200.00	28,900.00	28,900.00
607126 518300 GROUP MED & LIFE INS	66,220.00	64,560.00	64,560.00
607126 518600 WORKER'S COMP INS	20,000.00	20,000.00	20,000.00
607126 519000 PROFESSIONAL SERVICES	1,500.00	1,500.00	1,500.00
607126 521200 UNIFORMS	5,600.00	5,000.00	5,000.00
607126 525100 GASOLINE & DIESEL	35,000.00	35,000.00	35,000.00
607126 529900 SUPPLIES & MATERIALS	60,000.00	65,000.00	65,000.00
607126 535200 R & M - EQUIPMENT	25,000.00	25,000.00	25,000.00
607126 535300 R & M - AUTO/TRUCKS	25,000.00	25,000.00	25,000.00
607126 539400 TRAVEL	1,000.00	1,000.00	1,000.00
607126 539500 TRAINING	3,000.00	3,000.00	3,000.00
607126 544000 RENT - ETOWAH	.00	.00	.00
607126 545600 LIAB/PROP INS & BONDS	22,100.00	22,100.00	22,100.00
607126 549100 DUES & SUBSCRIPTIONS	5,400.00	5,600.00	5,600.00
607126 553000 CAP OUTLAY-NON DEPREC	.00	9,600.00	9,600.00
607126 554000 CAP OUTLAY-MTR VEHS	59,640.00	.00	.00
607126 555000 CAP OUTLAY-OTR EQUIP	23,000.00	23,000.00	23,000.00
607126 556000 CAP OUTLAY-MTRZED EQ	65,000.00	.00	.00
607126 559600 CAP OUTLAY-LINE UPGRD	12,000.00	.00	.00

CITY OF HENDERSONVILLE
 FISCAL YEAR 2012-13 BUDGET
 WATER AND SEWER FUND

WATER MAINTENANCE & CONSTRUCTN	FY 2011-12 BUDGET	FY 2012-13 MANAGER RECOMMEND	FY 2012-13 COUNCIL APPROVED
607126 559700 CAP OUTLAY-OVRSIZE LN	14,000.00	30,000.00	30,000.00
607126 559900 CAP OUTLAY-OTR IMPMTS	1,550,000.00	42,000.00	42,000.00
607126 569000 CONTRACTED SERVICES	29,500.00	35,000.00	35,000.00
607126 595600 ISSUES FROM INVENTORY	350,000.00	350,000.00	350,000.00
607126 595800 CUSTOMER PORTION	5,000.00	5,000.00	5,000.00
607126 598500 PAVING CUT REPAIRS	115,000.00	115,000.00	115,000.00
607126 598600 REIMBURSE WATER DEPT	-5,000.00	-5,000.00	-5,000.00
TOTAL APPROPRIATION WATER MAINTENANCE & CONSTRUCTN	3,039,860.00	1,413,340.00	1,413,340.00

CITY OF HENDERSONVILLE

FY 2012-13 BUDGET

WASTE WATER TREATMENT PLANT

APPROPRIATION SUMMARIES

<u>DEPARTMENTAL</u>	<u>FY 2010-11</u>	<u>FY 2011-12</u>	<u>FY 2012-13</u>
PERSONNEL COSTS	\$562,710	\$552,330	\$572,610
OPERATING COSTS	820,900	805,700	798,900
CAPITAL OUTLAY	<u>0</u>	<u>42,000</u>	<u>0</u>
TOTAL	\$1,383,610	\$1,400,030	\$1,371,510
 BUDGETED POSITIONS	 10	 10	 10

depsum20

CITY OF HENDERSONVILLE
 FISCAL YEAR 2012-13 BUDGET
 WATER AND SEWER FUND

WASTEWATER TREATMENT PLANT	FY 2011-12 BUDGET	FY 2012-13 MANAGER RECOMMEND	FY 2012-13 COUNCIL APPROVED
607134 512100 SALARIES & WAGES-REG	417,000.00	431,270.00	431,270.00
607134 512200 SALARIES & WAGES-O/T	2,000.00	2,020.00	2,020.00
607134 518100 FICA TAX EXPENSE	31,200.00	33,330.00	33,330.00
607134 518200 RETIREMENT EXPENSE	28,100.00	29,290.00	29,290.00
607134 518300 GROUP MED & LIFE INS	47,300.00	49,670.00	49,670.00
607134 518600 WORKER'S COMP INS	20,700.00	20,700.00	20,700.00
607134 518900 RETIREE INSURANCE	6,030.00	6,330.00	6,330.00
607134 519000 PROFESSIONAL SERVICES	500.00	500.00	500.00
607134 521100 JANITORIAL SUPPLIES	.00	.00	.00
607134 521200 UNIFORMS	6,500.00	5,000.00	5,000.00
607134 523000 MEDICAL SUPPLIES	500.00	300.00	300.00
607134 525100 GASOLINE & DIESEL	5,500.00	5,000.00	5,000.00
607134 526000 OFFICE SUPPLIES	900.00	800.00	800.00
607134 526100 LABORATORY SUPPLIES	25,000.00	20,000.00	20,000.00
607134 529000 CHEMICALS	16,000.00	16,000.00	16,000.00
607134 529900 SUPPLIES & MATERIALS	9,000.00	9,000.00	9,000.00
607134 532100 TELEPHONE	3,800.00	3,800.00	3,800.00
607134 532500 POSTAGE	3,000.00	3,000.00	3,000.00
607134 533000 UTILITIES	230,000.00	230,000.00	230,000.00
607134 535100 R & M - BUILDINGS	2,000.00	3,000.00	3,000.00
607134 535200 R & M - EQUIPMENT	120,000.00	120,000.00	120,000.00
607134 535300 R & M - AUTO/TRUCKS	3,500.00	2,500.00	2,500.00

CITY OF HENDERSONVILLE
 FISCAL YEAR 2012-13 BUDGET
 WATER AND SEWER FUND

WASTEWATER TREATMENT PLANT	FY 2011-12 BUDGET	FY 2012-13 MANAGER RECOMMEND	FY 2012-13 COUNCIL APPROVED
607134 537000 ADVERTISING	500.00	500.00	500.00
607134 539400 TRAVEL	1,500.00	1,000.00	1,000.00
607134 539500 TRAINING	3,000.00	3,000.00	3,000.00
607134 545600 LIAB/PROP INS & BONDS	11,500.00	11,500.00	11,500.00
607134 549100 DUES & SUBSCRIPTIONS	11,000.00	11,000.00	11,000.00
607134 549700 PRETREATMENT PROGRAM	8,000.00	8,000.00	8,000.00
607134 554000 CAP OUTLAY-MTR VEHS	25,000.00	.00	.00
607134 555000 CAP OUTLAY-OTR EQUIP	.00	.00	.00
607134 556000 CAP OUTLAY-MTRZED EQ	17,000.00	.00	.00
607134 569000 CONTRACTED SERVICES	20,000.00	20,000.00	20,000.00
607134 569100 SLUDGE MANAGEMENT	324,000.00	325,000.00	325,000.00
TOTAL APPROPRIATION WASTEWATER TREATMENT PLANT	1,400,030.00	1,371,510.00	1,371,510.00

CITY OF HENDERSONVILLE

FY 2012-13 BUDGET

SEWER MAINTENANCE & CONSTRUCTION

APPROPRIATION SUMMARIES

<u>DEPARTMENTAL</u>	<u>FY 2010-11</u>	<u>FY 2011-12</u>	<u>FY 2012-13</u>
PERSONNEL COSTS	\$482,250	\$454,700	\$474,230
OPERATING COSTS	495,900	624,400	369,600
CAPITAL OUTLAY	<u>318,000</u>	<u>479,150</u>	<u>2,366,800</u>
TOTAL	\$1,296,150	\$1,558,250	\$3,210,630

BUDGETED POSITIONS	10	10	10
-----------------------	----	----	----

depsum21

CITY OF HENDERSONVILLE
 FISCAL YEAR 2012-13 BUDGET
 WATER AND SEWER FUND

SEWER MAINTENANCE & CONSTRUCTN	FY 2011-12 BUDGET	FY 2012-13 MANAGER RECOMMEND	FY 2012-13 COUNCIL APPROVED
607136 512100 SALARIES & WAGES-REG	325,400.00	340,370.00	340,370.00
607136 512200 SALARIES & WAGES-O/T	20,000.00	20,200.00	20,200.00
607136 518100 FICA TAX EXPENSE	24,500.00	25,760.00	25,760.00
607136 518200 RETIREMENT EXPENSE	22,000.00	22,730.00	22,730.00
607136 518300 GROUP MED & LIFE INS	47,300.00	49,670.00	49,670.00
607136 518600 WORKER'S COMP INS	15,500.00	15,500.00	15,500.00
607136 519000 PROFESSIONAL SERVICES	1,500.00	1,500.00	1,500.00
607136 521200 UNIFORMS	4,000.00	3,500.00	3,500.00
607136 525100 GASOLINE & DIESEL	22,000.00	22,000.00	22,000.00
607136 529900 SUPPLIES & MATERIALS	50,000.00	50,000.00	50,000.00
607136 535200 R & M - EQUIPMENT	30,000.00	30,000.00	30,000.00
607136 535300 R & M - AUTO/TRUCKS	26,000.00	26,000.00	26,000.00
607136 539400 TRAVEL	1,000.00	1,000.00	1,000.00
607136 539500 TRAINING	2,600.00	2,600.00	2,600.00
607136 543900 RENT - EQUIPMENT	1,000.00	1,000.00	1,000.00
607136 545600 LIAB/PROP INS & BONDS	9,800.00	9,800.00	9,800.00
607136 549100 DUES & SUBSCRIPTIONS	3,000.00	3,000.00	3,000.00
607136 553000 CAP OUTLAY-NON DEPREC	11,150.00	3,200.00	3,200.00
607136 554000 CAP OUTLAY-MOTOR VEHS	218,000.00	350,000.00	350,000.00
607136 555000 CAP OUTLAY-OTR EQUIP	.00	8,800.00	8,800.00
607136 556000 CAP OUTLAY-MTRZED EQ	.00	67,000.00	67,000.00
607136 559600 CAP OUTLAY-I/I UPGRD	100,000.00	100,000.00	100,000.00

CITY OF HENDERSONVILLE
 FISCAL YEAR 2012-13 BUDGET
 WATER AND SEWER FUND

SEWER MAINTENANCE & CONSTRUCTN	FY 2011-12 BUDGET	FY 2012-13 MANAGER RECOMMEND	FY 2012-13 COUNCIL APPROVED
607136 559700 CAP OUTLAY-LINE UPGRD	.00	1,841,000.00	1,841,000.00
607136 559900 CAP OUTLAY-OTR IMPMTS	150,000.00	.00	.00
607136 569000 CONTRACTED SERVICES	398,500.00	141,000.00	141,000.00
607136 595600 ISSUES FROM INVENTORY	30,000.00	30,000.00	30,000.00
607136 595800 CUSTOMER PORTION	.00	.00	.00
607136 598500 PAVING CUT REPAIRS	50,000.00	50,000.00	50,000.00
607136 598600 REIMBURSE SEWER DEPT	-5,000.00	-5,000.00	-5,000.00
TOTAL APPROPRIATION SEWER MAINTENANCE & CONSTRUCTN	1,558,250.00	3,210,630.00	3,210,630.00

CITY OF HENDERSONVILLE

FY 2012-13 BUDGET

W/S -- OTHER APPROPRIATIONS

APPROPRIATION SUMMARIES

<u>OTHER APPROPRIATIONS</u>	<u>FY 2010-11</u>	<u>FY 2011-12</u>	<u>FY 2012-13</u>
NON-DEPARTMENTAL	\$2,352,510	\$1,237,720	\$1,220,580
DEBT SERVICE	2,583,240	2,448,090	2,285,190
CONTINGENCIES	<u>200,000</u>	<u>200,000</u>	<u>200,000</u>
TOTAL	\$5,135,750	\$3,885,810	\$3,705,770

depsum22

CITY OF HENDERSONVILLE
 FISCAL YEAR 2012-13 BUDGET
 WATER AND SEWER FUND

NON-DEPARTMENTAL	FY 2011-12 BUDGET	FY 2012-13 MANAGER RECOMMEND	FY 2012-13 COUNCIL APPROVED
609619 500028 EMPLOYEE ASSISTANCE P	3,000.00	3,000.00	3,000.00
609619 500030 TUITION REIMBURSEMENT	2,500.00	2,500.00	2,500.00
609619 518500 STATE UNEMPLOYMNT INS	5,000.00	5,000.00	5,000.00
609619 518900 RETIREE INSURANCE	5,000.00	5,000.00	5,000.00
609619 560200 OPER TRANS TO CR FUND	550,000.00	550,000.00	550,000.00
609619 598030 GOVERNING BODY	26,030.00	26,280.00	26,280.00
609619 598031 ADMIN - CITY HALL	148,800.00	152,940.00	152,940.00
609619 598032 CITY ENGINEER	173,700.00	179,260.00	179,260.00
609619 598033 IT DEPARTMENT	95,000.00	82,210.00	82,210.00
609619 598034 LEGAL DEPARTMENT	84,510.00	86,990.00	86,990.00
609619 598880 CONTR TO H&W FUND	144,180.00	127,400.00	127,400.00
TOTAL APPROPRIATION NON-DEPARTMENTAL	1,237,720.00	1,220,580.00	1,220,580.00

CITY OF HENDERSONVILLE
 FISCAL YEAR 2012-13 BUDGET
 WATER AND SEWER FUND

SPECIAL APPROPRIATIONS	FY 2011-12 BUDGET	FY 2012-13 MANAGER RECOMMEND	FY 2012-13 COUNCIL APPROVED

SPECIAL APPROPRIATIONS			
609620 560200 OTHER AGENCIES	.00	.00	.00
TOTAL APPROPRIATION SPECIAL APPROPRIATIONS	.00	.00	.00

CITY OF HENDERSONVILLE
 FISCAL YEAR 2012-13 BUDGET
 WATER AND SEWER FUND

DEBT SERVICE	FY 2011-12 BUDGET	FY 2012-13 MANAGER RECOMMEND	FY 2012-13 COUNCIL APPROVED
609621 571100 PRIN - SRLF SWR LINES	100,880.00	100,880.00	100,880.00
609621 571200 PRIN - SRLF WWTP PROJ	662,500.00	662,500.00	662,500.00
609621 571300 PRIN - BRIGHTWTR PROJ	173,130.00	29,720.00	29,720.00
609621 571400 PRIN - AMR SYSTEM	.00	.00	.00
609621 571500 PRIN - WTP UPGRADE	956,220.00	993,880.00	993,880.00
609621 572100 INT - SRLF SWR LINES	20,760.00	17,310.00	17,310.00
609621 572200 INT - SRLF WWTP PROJ	212,070.00	192,790.00	192,790.00
609621 572300 INT - BRIGHTWTR PROJ	21,500.00	14,740.00	14,740.00
609621 572400 INT - AMR SYSTEM	.00	.00	.00
609621 572500 INT - WTP UPGRADE	261,030.00	223,370.00	223,370.00
609621 575200 BANK SERVICE CHARGES	40,000.00	50,000.00	50,000.00
TOTAL APPROPRIATION DEBT SERVICE	2,448,090.00	2,285,190.00	2,285,190.00

CITY OF HENDERSONVILLE
 FISCAL YEAR 2012-13 BUDGET
 WATER AND SEWER FUND

CONTINGENCIES	FY 2011-12 BUDGET	FY 2012-13 MANAGER RECOMMEND	FY 2012-13 COUNCIL APPROVED

CONTINGENCIES			
609910 599100 CONTINGENCIES	200,000.00	200,000.00	200,000.00
TOTAL APPROPRIATION CONTINGENCIES	200,000.00	200,000.00	200,000.00

CITY OF HENDERSONVILLE

FY 2012-13 BUDGET

ENVIRONMENTAL SERVICES FUND

REVENUE SUMMARIES

<u>CATEGORY</u>	<u>FY 2010-11</u>	<u>FY 2011-12</u>	<u>FY 2012-13</u>
RESIDENTIAL	\$672,390	\$672,400	\$673,400
COMMERCIAL	144,610	144,600	138,600
ESF BASE CHARGE	0	0	27,000
RECYCLING	5,000	15,000	8,900
MISCELLANEOUS INCOME	<u>510</u>	<u>1,010</u>	<u>1,010</u>
SUBTOTAL	\$822,510	\$833,010	\$848,910
FUND BALANCE APPROPRIATED	148,000	42,818	0
PROCEEDS OF DEBT	0	500,000	0
OPERATING TRANSFERS	<u>249,790</u>	<u>285,270</u>	<u>269,940</u>
TOTAL	<u>\$1,220,300</u>	<u>\$1,661,098</u>	<u>\$1,118,850</u>

revsum3

CITY OF HENDERSONVILLE
 FISCAL YEAR 2012-13 BUDGET
 ENVIRONMENTAL SERVICES FUND

	FY 2011-12 BUDGET	FY 2012-13 MANAGER RECOMMEND	FY 2012-13 COUNCIL APPROVED
680014 451500 WASTE DISPSL FEES-RES	672,400.00	700,400.00	673,400.00
680014 451600 WASTE DISPSL FEES-COM	144,600.00	138,600.00	138,600.00
680014 451700 WASTE DISPSL FEES-REC	15,000.00	8,900.00	8,900.00
680014 451800 ESF BASE CHARGE	.00	.00	27,000.00
680070 483100 INTEREST INCOME	10.00	10.00	10.00
680080 443900 MISCELLANEOUS INCOME	1,000.00	1,000.00	1,000.00
680090 498210 OPER TRANS FR GEN FD	285,270.00	269,940.00	269,940.00
680090 499100 PROCEEDS OF DEBT	500,000.00	.00	.00
680090 499200 FUND BALANCE APPROP	42,818.00	.00	.00
TOTAL REVENUE	1,661,098.00	1,118,850.00	1,118,850.00

CITY OF HENDERSONVILLE

FY 2012-13 BUDGET

ENVIRONMENTAL SERVICES FUND

APPROPRIATION SUMMARIES

<u>DEPARTMENTAL</u>	<u>FY 2010-11</u>	<u>FY 2011-12</u>	<u>FY 2012-13</u>
PERSONNEL COSTS	\$435,660	\$493,230	\$503,280
OPERATING COSTS	636,640	506,520	485,570
CAPITAL OUTLAY	<u>0</u>	<u>548,548</u>	<u>130,000</u>
SUBTOTAL	\$1,072,300	\$1,548,298	\$1,118,850
NON-DEPARTMENTAL	0	0	0
DEBT SERVICE	0	112,800	0
CONTINGENCIES	<u>0</u>	<u>0</u>	<u>0</u>
TOTAL	<u>\$1,072,300</u>	<u>\$1,661,098</u>	<u>\$1,118,850</u>
BUDGETED POSITIONS	10	10	12

depsum23

CITY OF HENDERSONVILLE
 FISCAL YEAR 2012-13 BUDGET
 ENVIRONMENTAL SERVICES FUND

ENVIRONMENTAL SERVICES FUND	FY 2011-12 BUDGET	FY 2012-13 MANAGER RECOMMEND	FY 2012-13 COUNCIL APPROVED
684710 512100 SALARIES & WAGES-REG	347,590.00	358,280.00	358,280.00
684710 512200 SALARIES & WAGES-O/T	18,000.00	14,140.00	14,140.00
684710 518100 FICA TAX EXPENSE	26,600.00	26,590.00	26,590.00
684710 518200 RETIREMENT EXPENSE	23,920.00	23,700.00	23,700.00
684710 518300 GROUP MED & LIFE INS	56,760.00	59,600.00	59,600.00
684710 518600 WORKER'S COMP INS	8,300.00	8,300.00	8,300.00
684710 518900 RETIREE INSURANCE	12,060.00	12,670.00	12,670.00
684710 519000 PROFESSIONAL SERVICES	1,000.00	1,000.00	1,000.00
684710 519100 AUDIT FEES	1,000.00	1,000.00	1,000.00
684710 521200 UNIFORMS	5,500.00	5,500.00	5,500.00
684710 525100 GASOLINE & DIESEL	51,000.00	43,900.00	43,900.00
684710 525200 TIRES	18,000.00	16,000.00	16,000.00
684710 525300 VEHICLE PARTS	26,000.00	26,000.00	26,000.00
684710 525400 OIL, LUBRICATION, ETC	2,500.00	2,500.00	2,500.00
684710 526000 OFFICE SUPPLIES	800.00	800.00	800.00
684710 529900 SUPPLIES & MATERIALS	30,000.00	30,000.00	30,000.00
684710 532100 TELEPHONE	1,200.00	1,200.00	1,200.00
684710 532500 POSTAGE	2,000.00	2,000.00	2,000.00
684710 535200 R & M - EQUIPMENT	5,000.00	5,000.00	5,000.00
684710 535300 R & M - AUTO/TRUCKS	19,000.00	19,000.00	19,000.00
684710 545600 LIAB/PROP INS & BONDS	9,300.00	9,300.00	9,300.00
684710 549200 UNCOLLECTIBLE ACCOUNT	5,000.00	5,000.00	5,000.00

CITY OF HENDERSONVILLE
 FISCAL YEAR 2012-13 BUDGET
 ENVIRONMENTAL SERVICES FUND

ENVIRONMENTAL SERVICES FUND	FY 2011-12 BUDGET	FY 2012-13 MANAGER RECOMMEND	FY 2012-13 COUNCIL APPROVED
684710 553000 CAP OUTLAY-NON DEPREC	50,000.00	.00	.00
684710 554000 CAP OUTLAY-MOTOR VEHS	226,737.00	130,000.00	130,000.00
684710 555000 CAP OUTLAY-OTR EQUIP	.00	.00	.00
684710 569000 CONTRACTED SERVICES	35,000.00	35,000.00	35,000.00
684710 569300 TIPPING FEES	225,000.00	216,600.00	216,600.00
684710 598300 REIMB G/F FLEET MAINT	10,000.00	10,000.00	10,000.00
684720 554000 CAPT OUTLAY-MOTOR VEH	271,811.00	.00	.00
684720 598035 DEPT CHGS-STRMWTR-G/F	49,800.00	49,800.00	49,800.00
689619 518500 STATE UNEMPLOYMNT INS	.00	.00	.00
689619 598880 CONTR TO H&W FUND	9,420.00	5,970.00	5,970.00
689621 571000 PRIN - 2012 G/TRUCK	58,440.00	.00	.00
689621 571100 PRIN - 2012 SWEEPER	32,870.00	.00	.00
689621 572000 INT -- 2012 G/TRUCK	13,750.00	.00	.00
689621 572100 INT -- 2012 SWEEPER	7,740.00	.00	.00
TOTAL APPROPRIATION ENVIRONMENTAL SERVICES FUND	1,661,098.00	1,118,850.00	1,118,850.00

WATER AND SEWER CAPITAL PROJECT FUNDS

These funds account for the accumulation of resources and the subsequent disbursement of such resources in renovating major fixed assets in the water and sewerage systems.

CITY OF HENDERSONVILLE
 FISCAL YEAR 2012-13 BUDGET
 WOLFPEN CREEK SEWER OUTFALL

	FY 2011-12 BUDGET	FY 2012-13 MANAGER RECOMMEND	FY 2012-13 COUNCIL APPROVED
730090 498260 TRANSFER FR WS FUND	.00	54,000.00	54,000.00
730090 499100 NO INTEREST LOAN-DENR	1,500,000.00	.00	.00
730090 499101 DEBT FORGIVENESS-DENR	1,500,000.00	.00	.00
TOTAL APPROPRIATION	3,000,000.00	54,000.00	54,000.00
737136 519400 PROF SERVICES-ENGRING	53,000.00	.00	.00
737136 557000 CAP OUTLAY-LAND & ROW	75,000.00	54,000.00	54,000.00
737136 559900 CAP OUTLAY-OTR IMPMTS	2,872,000.00	.00	.00
TOTAL APPROPRIATION	3,000,000.00	54,000.00	54,000.00

04/20/2012
15:48:21

CITY OF HENDERSONVILLE
FISCAL YEAR 2012-13 BUDGET
JACKSON PARK SEWER PROJECT

	FY 2011-12 BUDGET	FY 2012-13 MANAGER RECOMMEND	FY 2012-13 COUNCIL APPROVED
740090 489260 TRANSFER FR W&S FUND	150,000.00	150,000.00	150,000.00
740090 499100 DEBT PROCEEDS - SLRF	4,000,000.00	4,000,000.00	4,000,000.00
TOTAL APPROPRIATION	4,150,000.00	4,150,000.00	4,150,000.00
747136 519200 PROF SERVICES-LEGAL	35,000.00	35,000.00	35,000.00
747136 519400 PROF SERVICES-ENGRING	390,000.00	390,000.00	390,000.00
747136 557000 CAP OUTLAY-LAND & R-O	150,000.00	150,000.00	150,000.00
747136 559900 CAP OUTLAY-OTR IMPMTS	3,250,000.00	3,250,000.00	3,250,000.00
747136 599100 CONTINGENCIES	325,000.00	325,000.00	325,000.00
TOTAL APPROPRIATION	4,150,000.00	4,150,000.00	4,150,000.00

04/24/2012
08:34:46

CITY OF HENDERSONVILLE
FISCAL YEAR 2012-13 BUDGET
SHEPHERD CREEK SEWER LINE

	FY 2011-12 BUDGET	FY 2012-13 MANAGER RECOMMEND	FY 2012-13 COUNCIL APPROVED
750090 498260 TRANSFER FR WS FUND	.00	97,000.00	97,000.00
750090 499100 PROCEEDS OF DEBT	.00	.00	.00
TOTAL	.00	97,000.00	97,000.00
757136 559900 CAP OUTLAY-OTR IMPMTS	.00	97,000.00	97,000.00
TOTAL	.00	97,000.00	97,000.00

05/04/2012
10:24:20

CITY OF HENDERSONVILLE
FISCAL YEAR 2012-13 BUDGET
ADVANCED METER SYSTEM

	FY 2011-12 BUDGET	FY 2012-13 MANAGER RECOMMEND	FY 2012-13 COUNCIL APPROVED
760090 498260 TRANSFER FR WS FUND	.00	.00	.00
760090 499100 PROCEEDS OF DEBT	11,643,452.00	11,643,452.00	11,643,452.00
TOTAL	11,643,452.00	11,643,452.00	11,643,452.00
767126 519000 PROFESSIONAL SERVICES	462,722.00	462,722.00	462,722.00
767126 519400 PROF SERVICES-ENGRING	336,437.00	336,437.00	336,437.00
767126 559900 CAP OUTLAY-OTR IMPMTS	10,401,873.00	10,401,873.00	10,401,873.00
767126 599100 CONTINGENCIES	442,420.00	442,420.00	442,420.00
TOTAL	11,643,452.00	11,643,452.00	11,643,452.00

CITY OF HENDERSONVILLE FEE SCHEDULE

2012 - 2013

(effective 07-01-12)

DESCRIPTION	COST/CHARGE/FEE
ADMINISTRATION	
Application for Certificate of Public Convenience & Necessity (taxicab)	\$60.00
CDs	\$1.00
Copy Charges (per page)	
Black	\$0.15
Color	\$0.25
Special Event Vendors: (per day)	
Food Vendors	\$30.00
Non-Food Vendors	\$15.00
ENGINEERING DEPARTMENT	
Stormwater Permit Fee	\$500.00
PLANNING DEPARTMENT	
Subdivision Ordinance (per page)	\$0.15
Comprehensive Plan (per page)	
Black	\$0.15
Color	\$0.25
Zoning Ordinance (per page)	\$0.15
Zoning Map	\$5.00
*Annexation, Voluntary (contiguous or satellite)	\$17.00
Zoning Ordinance Text Amendments	\$175.00
*Zoning Ordinance Map Amendment (Legislative Rezoning)	
*Commercial or Industrial	\$275.00
*Residential < 3 acres	\$175.00
*Residential > 3 acres	\$225.00
Subdivision Plats	\$20/lot
*Street Closing Petition (\$1000 deposit)	Actual Cost
*Site Plan Reviews & Amendments	
Commercial, Industrial or Institutional	
*5,000 - 10,000 square feet in floor area	\$300.00
*10,000 - 50,000 square feet in floor area	\$450.00
Minor Planned Residential Developments	
*3 - 10 dwellings	\$300.00
*11 - 50 dwellings	\$450.00
*Special Use Reviews & Amendments	\$100/acre (\$500 minimum)
Telecommunications Towers	
Basic Permit (C-3, I-1)	\$450.00
Special Use Permit	\$2500.00 ¹
POLICE DEPARTMENT	
Fingerprinting	\$10.00
Parking Fees, Fines & Penalties	
Monthly parking space fee	\$20.00
Monthly parking space fee in the metropolitan service business district	\$30.00
Construction parking permit (per day)	\$5.00
Parking Meter (per 1/2 hour)	\$0.25
Overtime/Expired meter	\$10.00
Subsequent Overtime	\$20.00
Loading Zone/15 minute parking	\$10.00
Crosswalk	\$10.00
Handicapped	\$250.00
Fire Lane	\$100.00
Fire Hydrant	\$100.00
Penalty after 15 days	\$15.00
Penalty after 30 days additional	\$25.00

¹Applicable only to applications required to meet the additional standards contained in Section 16-4-23.4. Fees for towers proposed for siting in PCD or PID district are included in the fee for special use review.

FINANCE/TAX DEPARTMENT- PRIVILEGE LICENSES

Business License Fees must be paid before beginning operation of all types of businesses located within the City limits of Hendersonville, except for those businesses that have been exempted by Federal, State, or local authority. Those businesses located outside the City that are doing business with the City limits are also required to obtain a Business License.

Listed below are three Fee Schedules "A", "B", and "C". Please review each section for the fees that may apply to your business activities. Note: Some businesses with various types of activities may be required to pay a fee under more than one section of this Business License Fee Schedule.

Schedule "A" - Business License Fees Based on Gross Sales/Receipts/Income

New Businesses: Estimate gross receipts from your start date until June 30, and apply the estimated amount to the tables below. **Exclude any income from business activities taxed under fees in Schedule "B".**

Renewals: List the exact gross receipts as reported on your most recently completed tax return and apply the amount to the tables below. **Exclude any income from business activities taxed under fees in Schedule "B".** **The license year runs from July 1 to June 30 except beer & wine which run from May 1 to April 30.

Nature of Business**Gross Receipts**

Any Retail, Wholesale, Manufacturing and/or Service businesses, trades or professions intended for profit or financial gain.

Service Establishment: (Service Establishments include, but are not limited to the following types of business activities.)

Advertising Agencies	Ambulance Service	Armored Car
Bars		Catering
Child Care Service	Cleaning	Consulting Service
Courier Service	Delivery Service	Equipment Rental
Landscaping	Lounge	Mail Order Service
Miscellaneous	Modeling Agency	Monuments
Mortgage Company	Nightclubs	Painting
Parking Lot	Printing Service	Property Management
Public Relations Firm	Rental Agency	Repair Service (non-automotive)
School of Instruction	Security Guard Service	Sign Installation
Software Development	Stockbroker	Storage Service
Tattoo/Body Piercing	Telegraph Service	Temporary Employment
Trades	Transfer/Warehouses	Vehicle Leasing/Rental

Fee Table for Schedule "A"

Gross Sales/Receipts/Income	License Tax
\$0.00 - \$250,000.00	\$35
\$250,000.00 - \$500,000.00	\$70

For Receipts over \$500,000 use formula below(see example)

\$70 for 1st \$500,000 + \$.60 per additional \$1000

If your Schedule "A" Gross Receipts are GREATER THAN \$500,000 follow the example below. Otherwise, use the table above.

1. Gross Receipts	\$579,830.00
2. Round up to next thousand	\$580,000.00
3. Subtract 1st \$500,000	- 500,000.00
	80,000.00
4. Divide by 1,000	\$80.00
5. Multiply by .60	x .60
Subtotal	\$48.00
Add \$70 flat fee for first \$500,000	\$70.00
TOTAL AMOUNT	\$118.00

A privilege license fee computed on basis of gross receipts, "gross receipts" means the amount reported as gross receipts on a businesses state income tax return or on the federal income tax return filed the previous year.

Schedule "B" - Business License Fees Limited Under State General Statutes & City Ordinances

Listed below are categories of business activities governed & defined within Schedule B, Business License Taxes of the North Carolina Revenue Laws (NC), or specifically taxed under Hendersonville City Ordinances. Businesses conducting these activities are taxed under this schedule in addition to Schedule A if applicable. Each activity is taxed separately under this law.

Advertising-Outdoor (NC)	\$35.00
Amusements(riding devices, pinball, etc) (NC)	\$25.00
Amusements (Admission Is Charged) (NC)	\$25.00
Automatic Sprinkler Installation (NC)	\$100.00
Automobile Dealership	\$25.00
Automotive Equipment (Retail) (NC)	\$12.50
Automotive Equipment (Wholesale) (NC)	\$37.50
Barber/Beauty Shop (per operator) (NC)	\$2.50
Bicycles-Sales/Accessories (NC)	\$25.00
Bowling Alley - per alley (NC)	\$10.00
Café, Cafeteria, Restaurant - 0-4 seats	\$25.00
Café, Cafeteria, Restaurant > 5 seats	\$42.50
Chain/Branch Store (starts with 2nd location) (NC)	\$50.00
Check Cashing Business (NC)	\$100.00
Collection Agency (NC)	\$50.00
Construction Contractor-if State Licensed	\$10.00
Construction Contractor (not licensed) see A	
Dry Cleaners/Laundries - Inside (NC)	\$50.00
Electrical Contractor (NC)	\$50.00
Electronic Video Game (per machine) (NC)	\$5.00
Elevator Installation (NC)	\$100.00
Employment Agency (NC)	\$100.00
Fire Arms Dealer--federal License required (NC)	\$50.00
Fortune Tellers/Palmists (NC)	\$2,600.00
Garage - Car Repair (NC)	\$12.50
Heating/Mechanical Contractor (NC)	\$50.00
Hotel/Motel - per room (\$25 minimum) (NC)	\$1.00
Ice Cream - Retail Sales (NC)	\$2.50
Itinerant Merchants - 6 months (NC)	\$100.00
Knives, Daggers, Slingshots, etc (NC)	\$200.00
Laundries & Linen Supply (NC)	\$50.00
Loan Agency or Loan Broker (NC)	\$100.00
Manicurist (per operator)	\$2.50
Motorcycle Dealers	\$12.50
Movie Theaters - per screen (NC)	\$200.00
Movie Video/Rental/Retail (NC)	\$25.00
Music Machines - per machine (NC)	\$5.00
Musical Merchandise Retail/Repair (NC)	\$5.00
Pawnbroker	\$275.00
Plumbing Contractor (NC)	\$50.00
Pool Tables - each business location (NC)	\$25.00
Precious Metal Managers	\$10.00
Precious Metal (Each Employee)	\$3.00
Radios/Records/TV:Retail/Repair (NC)	\$5.00
Service Station/Garage/Fuel (NC)	\$12.50
Sundries (soft drinks, tobacco, etc.)	\$4.00
Tobacco Warehouse (NC)	\$50.00
Tourist Home - per room (min. \$25) (NC)	\$1.00
Trailer Camps (NC)	\$12.50
Undertakers	\$50.00
Beer On Premises	\$15.00
Beer Off Premises	\$5.00
Wine On Premises	\$15.00
Wine Off Premises	\$10.00
Wholesale Dealers Beer Only	\$37.50
Wholesale Dealers Wine Only	\$37.50
Wholesale Beer & Wine	\$62.50

Schedule "C" - Business License Fees Based on City Ordinance	
Business category in this schedule is specifically taxed. Any business conducting these activities are taxed under	
Electronic Gaming Operations (formerly Internet Access Providers)	\$2,600 up to 5 machines; an additional \$500 per machine for more than 5
Carnival	\$100.00/week + \$5.00 per device
Taxicabs	\$15.00/Per Cab

The following business activities are exempt from the City Business License Fee

Accountants	Embalmers/Morticians	Osteopaths
Alarm Dealer/Monitoring	Engineers	Pest Control Applicators
Appliance Retail	Healers	Pharmacist
Appliance Rental	Home Inspectors	Photographers
Architects	Insurance Agents	Physician/Surgeons
Attorneys	Insurance Company	Private Detectives
Auctioners	Land Surveyors	Railway Companies
Bail Bondsmen	Landscape Architects	Real Estate Agents
Banks	Massage Therapist	Real Estate Appraisers
Breweries	Motor Fuels/Distributor/Wholesale	Savings & Loan Assoc.
Bus Companies	Non Profit/Charitable	Telephone Companies
Chiropodists	Ocutists	Trucking Companies
Chiropractors	Office Equipment/Retail/Rental	Users of Newsprint
Computer Hardware	Opticians	Veterinarians
Computer Hardware Retail/Rental	Optometrists	Wineries

DESCRIPTION	COST/CHARGE/FEE
PUBLIC WORKS	
Whitmore Activity Building Rental - (Security deposit required to equal rental fee)	
Not-for-profit rentals (dinners, weddings, meetings, etc.)	
Daily Charge (10:00 a.m. - 4:00 p.m.)	\$100.00
Daily Charge (5:00 p.m. - 10:00 p.m.)	\$100.00
For All Day Rental (10:00 a.m. - 10:00 p.m.)	\$200.00
Profit making rentals (charge at door and/or items for sale)	
Daily Charge (10:00 a.m. - 4:00 p.m.)	\$200.00
Daily Charge (5:00 p.m. - 10:00 p.m.)	\$200.00
For All Day Rental (10:00 a.m. - 10:00 p.m.)	\$400.00
Boyd Park Mini-Golf	
Adults	\$3.00
Children	\$2.00
Oakdale Cemetery Lots (per grave space)	
City Resident	\$500.00
Out of City Resident	\$1,000.00
Park Usage	
Berkeley Park - Large Pavillion (May through September)	\$50/half day
Berkeley Park - Field Usage for Organized Groups (per player per season)	\$10.00
Patton Park - Small Pavillion	\$25/half day
Patton Park - Large Pavillion (May through September)	\$50/half day
Patton Park - Field Usage for Organized Groups (per player per season)	\$10.00
Patton Pool	
Lap Swim	\$4.00
Daily Admittance Fee (adults)	\$5.00
Daily Admittance Fee (children) (3yrs or younger will be free with adult)	\$4.00
Daily Admittance Fee (non-swimmer)	\$2.00
Season Pass - Family - City Resident	\$150.00
Season Pass - Family - Non City Resident	\$300.00
Season Pass - Individual Adult - City Resident	\$75.00
Season Pass - Individual Adult - Non City Resident	\$150.00
Season Pass - Individual Senior - City Resident	\$60.00
Season Pass - Individual Senior - Non City Resident	\$120.00
Season Pass - Individual Youth - City Resident	\$60.00
Season Pass - Individual Youth - Non City Resident	\$120.00
Punch Pass - Adult - City Resident (15 admissions)	\$30.00
Punch Pass - Adult - Non City Resident (15 admissions)	\$50.00
Punch Pass - Youth - City Resident (15 admissions)	\$25.00
Punch Pass - Youth - Non City Resident (15 admissions)	\$45.00
Miscellaneous	
Backhoe (per hour)	\$80.00
Building Maintenance Fees (per hour)	\$45.00
Bush Hogs/Tractor Mowing (per hour)	\$80.00
Fleet Maintenance Fees (per hour)	\$45.00
Gas Utility Cuts (per 5' X 5' cut)	\$300.00
Water/Flusher Truck (per load)	\$100.00
Water/Sewer Utility Cuts	\$300.00
Weed Eater/Hedge Trimmer (per hour)	\$40.00
Electrical Usage for Special Events - Connection Fee	\$45.00
Electrical Usage for Special Events - Cost per Amp	\$4.00
Encroachment Permit Fee	\$10.00
Sanitation Division	
Special Loads (tipping fee added to special fee)	\$150.00
Environmental Services	
Residential - 96-gal container (non recycler)	\$17.00
Residential - 96-gal container (actively recycles)	\$12.50
Residential - 32-gal container (non recycler)	\$15.00
Residential - 32-gal container (actively recycles)	\$10.50
Commercial - Business refuse pickup per can (96-gal containers only)	\$28.75
Commercial - Container Lease per can (one time fee)	\$75.00
Environmental Services Fee	\$1.00
Operation Center Room Rental Rates	
Large Assembly Room (8 a.m. - 5 p.m.)	\$50.00
Large Assembly Room (5 p.m. - 10 p.m.)	\$25.00
Small Assembly Room (8 a.m. - 5 p.m.)	\$10.00
Small Assembly Room (5 p.m. - 10 p.m.)	\$5.00
Railroad Depot Room	Free

DESCRIPTION	COST/CHARGE/FEE	
WATER AND SEWER DEPARTMENT		
Equipment Usage (hourly rates)		
Rubber-Tired Backhoe	\$80.00	
Mini-Excavator	\$40.00	
Vac Truck	\$75.00	
Dump Truck (single-axle)	\$30.00	
Pick-Up Truck	\$25.00	
Harben	\$30.00	
Camera Truck	\$65.00	
Boring Machine	\$20.00	
Lateral Camera	\$15.00	
Air Compressor	\$15.00	
Air Hammer/Pusher	\$20.00	
Soil Tamp	\$20.00	
Water Fee Schedule		
Taps & Connections		
Water Availability and Meter Application Fee	\$25.00	
Water Tap, 5/8"	\$775.00	
Water Taps > 5/8"	Cost plus 10%	
Water - Stub Out	\$375.00	
**System Development Charges (SDC)		
Meter Size, Inches	Meter Equivalent	Cost
5/8"	1	\$800.00
1"	3	\$2,400.00
1-1/2"	5	\$4,000.00
2"	7	\$5,600.00
3"	10	\$8,000.00
4"	16	\$12,800.00
6"	40	\$32,000.00
8"	70	\$56,000.00
10"	100	\$80,000.00
Meters		
Turn On/Set Meter During Business Hours	\$35.00	
Turn On/Set Meter After Business Hours	\$85.00	
Test Meter, at customer's request (<1-in.); if meter faulty - No Charge	\$40.00	
Test Meter, at customer's request (>1-in.); if meter faulty - No Charge	\$45 + cost	
Test Line Pressure, at customer's request	\$45.00	
Engineering Review Fees		
Line Extensions	\$300.00	
Pump Stations	\$75.00	
Storage Tanks	\$75.00	
Miscellaneous Fees		
Reconnection for Non-Payment - During Business Hours	\$35.00	
Reconnection for Non-Payment - After Business Hours	\$85.00	
Reconnection of Service at Main	Actual Cost	
Replace Removed Meter due to additional usage after non-payment cut-off		
During Business Hours	\$60.00	
After Business Hours	\$85.00	
Premise Visit	\$35.00	
Fire Hydrant Installation	Actual Cost	
Concrete Core Drill, Cost/Inch of Diameter	\$100.00	
Returned Check Fee	Max Allowed By Law	
Chemical Analysis of Water	Cost plus 10%	
**System development charge calculated using AWWA meter equivalent, all meters related to 3/4" x 5/8" meter.		

DESCRIPTION	COST/CHARGE/FEE
Water Rate Schedule	
Inside City Limits	
Residential	
Base Charge per Account	\$5.62 per month
Account Deposit (Refundable)	
0 - 40,000 gallons	\$2.61 per 1000 gallons
> 40,000 gallons	\$2.88 per 1000 gallons
Commercial/Industrial	
Base Charge per Account	\$5.62 per month
Account Deposit (Refundable)	
0 - 40,000 gallons	\$2.61 per 1000 gallons
40,000 - 200,000 gallons	\$1.98 per 1000 gallons
> 200,000 gallons	\$1.86 per 1000 gallons
Irrigation	
Base Charge per Account	\$6.08 per month
Account Deposit (Refundable)	
0 - 40,000 gallons	\$2.88 per 1000 gallons
> 40,000 gallons	\$3.17 per 1000 gallons
Outside City Limits	
Residential	
Base Charge per Account	\$8.38 per month
Account Deposit (Refundable)	
0 - 40,000 gallons	\$4.18 per 1000 gallons
> 40,000 gallons	\$4.60 per 1000 gallons
Commercial/Industrial	
Base Charge per Account	\$8.38 per month
Account Deposit (Refundable)	
0 - 40,000 gallons	\$4.18 per 1000 gallons
40,000 - 200,000 gallons	\$3.12 per 1000 gallons
> 200,000 gallons	\$2.95 per 1000 gallons
Municipal	
Base Charge per Account	\$8.38 per month
Account Deposit (Refundable)	
All Usage	\$2.72 per 1000 gallons
Irrigation	
Base Charge per Account	\$9.12 per month
Account Deposit (Refundable)	
0 - 40,000 gallons	\$4.60 per 1000 gallons
> 40,000 gallons	\$5.06 per 1000 gallons
Bulk Water Sales	
Base Charge per Account	\$9.12 per month
Account Deposit (Refundable)	
0 - 40,000 gallons	\$4.60 per 1000 gallons
> 40,000 gallons	\$5.06 per 1000 gallons

Water Conservation Incentives Program Rebate Schedule	
Clothes Washer (\$75 min; \$150 max) - Limit one per account	15% of purchase price
Weather-Based Irrigation System Controller - Limit one per account	*50% of purchase price or \$200
High-Efficiency Toilet (\$25 min; \$100 max) - Limit 2 per residential account	15% of purchase price
<i>Limited number of rebates offered annually.</i>	

*Whichever is less.

DESCRIPTION		COST/CHARGE/FEE
Sewer Fee Schedule		
Taps and Connections		
Sewer Taps, 4" gravity sewer tap		\$1,000.00
Fee per 6" gravity sewer tap		\$1,000.00
Fee per 8" gravity sewer tap		\$1,500.00
**System Development Charges (SDC)		
Meter Size, inches	Meter Equivalent	Cost
5/8"	1	\$1,375.00
1"	3	\$4,125.00
1-1/2"	5	\$6,875.00
2"	7	\$9,625.00
3"	10	\$13,750.00
4"	16	\$22,000.00
6"	40	\$55,000.00
8"	70	\$96,250.00
10"	100	\$137,500.00
**System Development Charges calculated using AWWA meter equivalent, all meters related to 3/4" X 5/8" meter.		
Surcharges		
BOD (biochemical oxygen demand), per lb. in excess of 250-mg/l		\$0.25
TSR (total suspended residue), per lb. in excess of 250-mg/l		\$0.15
Ammonia nitrogen, per lb. in excess of 30-mg/l		\$1.50
Engineering Review Fees		
Line Extensions		\$300.00
Pump Stations		\$75.00
Miscellaneous Fees		
Premise Visit		\$35.00
Septic Tank Waste Disposal, per 1000-gallons		\$55.00
Septic Tank Waste Disposal Permit		\$50.00
Pretreatment Program		Cost of Program Per SIU
Nondischarge Permit Fee		\$250.00
Food Services Sewer Connection Application Fee		\$50.00
Sewer Rate Schedule		
Retail - Inside		
Base Charge per Account		\$6.28 per month
All Usage		\$4.33 per 1000-gallons
Retail - Outside		
Base Charge per Account		\$9.45 per month
All Usage		\$6.93 per 1000-gallons
Municipal		
Base Charge per Account		\$9.45 per month
All Usage		\$6.59 per 1000-gallons
Note: These sewer rates are not applicable to the Cane Creek Sanitary Sewer District		
ZONING DEPARTMENT		
Administrative Review	No Charge	
Conditional Use		\$200.00
Floodplain Development Permit		\$300.00
Non-Conforming Use		\$100.00
Temporary Use Permit		\$60.00
Variance		\$75.00
Zoning Map		\$5.00
Zoning Permit		\$50.00
Demolition Admin Fee		\$100.00
Sign Permits (based on cost of sign)		
Minimum		\$40.00
\$1,000		\$45.00
\$2,000		\$50.00
\$3,000		\$55.00
\$4,000		\$60.00
\$5,000		\$65.00
\$6,000		\$70.00
\$7,000		\$75.00
\$8,000		\$80.00
\$9,000		\$85.00
\$10,000		\$90.00
Over \$10,000		\$40.00 per \$1000 over \$10,000